



Club Health Assessment for District 380 through April 2025

			Status	Membership							Reports					Finance		LCIF
Club Number	Club Name	Charter Date		Current Member Count	YTD Members Added	YTD Members Dropped	YTD Net Growth	YTD Net Growth%	Member Count 12 Months Ago	Avg. length of service for dropped members	Months Since Last MMR ***	Yrs. Since Last Officer Report	President Rotation	Vice President Reported ****	Months Since Last Activity Report ***	Account Balance	Donations for current Fiscal Year	
			Number of times on status quo within last two years	If below 15 members appears				If net loss is greater than 20% appears			If no report in 3 months appears in	When more than one year appears in	Number of repeat terms	Notes the officers that do not have appears in an active	If no report at 12 months red			
Clubs less than two years old																		
157928	Shen Zhen Ai Xin	06/28/2024	Active	37	8	0	8	27.59%	0		1		None	P,S,T,M,VP SC	N/A	90+ Days		
181351	Shenzhen Ai Hua	03/14/2025	Newly Chartered	25	25	0	25	100.00%	0		1			N T,M,VP,SC	N/A			
172134	Shenzhen Bei Dou	06/28/2024	Active	27	3	1	2	8.00%	0	0	5		None	P,S,T,M,VP SC	N/R			
172131	Shenzhen Hua Ai	06/28/2024	Active	30	2	0	2	7.14%	0		5		None	P,S,T,M,VP SC	N/A			
172114	Shenzhen Le Tong	06/28/2024	Active	31	6	2	4	14.81%	0	0	1		None	P,S,T,M,VP SC	N/A			
172085	Shenzhen Shao Hua	06/28/2024	Active	40	17	2	15	60.00%	0	8	0		None	P,S,T,M,VP SC	N/A			
172082	Shenzhen Wan Qu	06/27/2024	Active	20	1	6	-5	-20.00%	0	1	0		None	P,S,T,M,VP SC	N/A	90+ Days		
179607	Shenzhen Xi Sheng	11/21/2024	Active	25	25	0	25	100.00%	0		5			N T,M,VP,SC	N/A			
172328	Shenzhen Xing Chen	06/28/2024	Active	30	5	0	5	20.00%	0		0		None	P,S,T,M,VP SC	N/A			
179608	Shenzhen Zheng Xin	11/21/2024	Active	26	26	0	26	100.00%	0		5			N T,M,SC	N/A	90+ Days		
Clubs more than two years old																		
65268	CHINA SHENZHEN Exc Award (06/30/2016, 06/30/2018, 06/30/20	04/08/2002	Active	46	6	0	6	15.00%	41		0	1	None	P,S,T,M,VP SC	24+		\$32,000.00	
67363	CHINA SHENZHEN BA GUA LING	02/28/2003	Active(1)	28	6	1	5	21.74%	25	4	5	1	None	P,S,T,M,VP SC	24+			
67372	CHINA SHENZHEN BAO AN Exc Award (06/30/2016, 06/30/2019)	02/28/2003	Active(1)	31	0	0	0	0.00%	30		10	1	None	P,S,T,M,VP SC	24+		\$1,000.00	
93566	CHINA SHENZHEN BAO SHUI QU	01/06/2006	Cancelled(6*)	0	0	0	0	0.00%	0		59	5	None	P,S,T,M,VP SC	24+			
67357	CHINA SHENZHEN BI JIA SHAN Exc Award (06/30/2016, 06/30/2018)	02/28/2003	Active	30	2	0	2	7.14%	28		5	1	None	P,S,T,M,VP SC	24+			
67358	CHINA SHENZHEN BIN HE Exc Award (06/30/2017)	02/28/2003	Active(1)	16	0	0	0	0.00%	15		10	1	None	P,S,T,M,VP SC	24+			
67359	CHINA SHENZHEN CAI TIAN	02/28/2003	Active(1)	16	2	0	2	14.29%	17		5	1	None	P,S,T,M,VP SC	24+			
67561	CHINA SHENZHEN GAO XIN Exc Award (06/30/2016, 06/30/2017, 06/30/20	03/31/2003	Active(1)	46	2	0	2	4.55%	47		5	1	None	P,S,T,M,VP SC	24+			



Club Health Assessment for District 380 through April 2025

			Status	Membership							Reports					Finance	LCIF
Club Number	Club Name	Charter Date		Current Member Count	YTD Members Added	YTD Members Dropped	YTD Net Growth	YTD Net Growth%	Member Count 12 Months Ago	Avg. length of service for dropped members	Months Since Last MMR ***	Yrs. Since Last Officer Report	President Rotation	Vice President Reported ****	Months Since Last Activity Report ***	Account Balance	Donations for current Fiscal Year
			Number of times on status quo within last two years	If below 15 members appears				If net loss is greater than 20% appears			If no report in 3 months appears in	When more than one year appears in	Number of repeat terms	Notes the officers that do not have an active	If no report at 12 months appears in red		
67371	CHINA SHENZHEN HONG LI Exc Award (06/30/2016)	02/28/2003	Active(1)	40	3	0	3	8.11%	40		1	1	None	P,S,T,M,VP SC	24+		\$2,000.00
67439	CHINA SHENZHEN HONG SHU WAN	03/14/2003	Active	15	0	0	0	0.00%	22		10	1	None	P,S,T,M,VP SC	N/A		
67360	CHINA SHENZHEN HUA QIANG	02/28/2003	Active	12	0	0	0	0.00%	17		10	1	None	P,S,T,M,VP SC	24+		
67364	CHINA SHENZHEN HUA QIAO CHENG Exc Award (06/30/2017)	02/28/2003	Active(1)	24	0	0	0	0.00%	26		7	1	None	P,S,T,M,VP SC	N/A		
67565	CHINA SHENZHEN HUANG GANG Exc Award (06/30/2018)	03/31/2003	Active	35	2	0	2	6.06%	36		0	1	None	P,S,T,M,VP SC	24+		
130596	China Shenzhen Jing Feng	03/31/2017	Active	24	2	0	2	9.09%	22		1	1	None	P,S,T,M,VP SC	N/A		
67361	CHINA SHENZHEN LIAN HUA SHAN Exc Award (06/30/2017)	02/28/2003	Active(1)	28	9	2	7	33.33%	23	8	0	1	None	P,S,T,M,VP SC	24+		\$1,100.00
67544	CHINA SHENZHEN NAN HAI Exc Award (06/30/2016, 06/30/2017)	03/31/2003	Active(1)	22	2	0	2	10.00%	20		1	1	None	P,S,T,M,VP SC	24+		
67547	CHINA SHENZHEN PENG CHENG Exc Award (06/30/2018)	03/31/2003	Active	28	2	0	2	7.69%	31		5	1	None	P,S,T,M,VP SC	24+		
108535	CHINA SHENZHEN PING SHAN Exc Award (06/30/2023)	06/01/2010	Active(1)	43	1	0	1	2.38%	43		9	1	None	P,S,T,M,VP SC	24+		
67546	CHINA SHENZHEN SHA JING Exc Award (06/30/2016, 06/30/2023)	03/31/2003	Active(1)	30	0	0	0	0.00%	36		10	1	None	P,S,T,M,VP SC	24+		
67575	CHINA SHENZHEN SHANG BU Exc Award (06/30/2016, 06/30/2017, 06/30/20	03/31/2003	Active(1)	40	1	1	0	0.00%	40	0	1	1	None	P,S,T,M,VP SC	24+		\$30,000.00
67548	CHINA SHENZHEN SHE KOU	03/31/2003	Cancelled(6*)	0	0	0	0	0.00%	0		59	5	None	P,S,T,M,VP SC	N/A		
67545	CHINA SHENZHEN SHENZHEN WAN Exc Award (06/30/2016, 06/30/2018)	03/31/2003	Active	28	1	0	1	3.70%	32		0	1	None	P,S,T,M,VP SC	24+		
67367	CHINA SHENZHEN SI HAI	02/28/2003	Active(1)	2	3	3	0	0.00%	15	22	4	1	None	P,S,T,M,VP SC	24+		



Club Health Assessment for District 380 through April 2025

			Status	Membership							Reports					Finance		LCIF
Club Number	Club Name	Charter Date		Current Member Count	YTD Members Added	YTD Members Dropped	YTD Net Growth	YTD Net Growth%	Member Count 12 Months Ago	Avg. length of service for dropped members	Months Since Last MMR ***	Yrs. Since Last Officer Report	President Rotation	Vice President Reported ****	Months Since Last Activity Report ***	Account Balance	Donations for current Fiscal Year	
			Number of times on status quo within last two years	If below 15 members appears					If net loss is greater than 20% appears			If no report in 3 months appears in	When more than one year appears in	Number of repeat terms	Notes the officers that do not have appears in an active	If no report at 12 months red		
67373	CHINA SHENZHEN WEN JIN	02/28/2003	Active(1)	24	2	1	1	4.35%	29	1	0	1	None	P,S,T,M,VP SC	24+	\$1,000.00	\$1,000.00	
67574	CHINA SHENZHEN XIANG MI HU Exc Award (06/30/2017, 06/30/2019, 06/30/20	03/31/2003	Active	45	0	0	0	0.00%	49		10	1	None	P,S,T,M,VP SC	24+			
67572	CHINA SHENZHEN XIN ZHOU Exc Award (06/30/2016)	03/31/2003	Active	24	1	0	1	4.35%	25		1	1	None	P,S,T,M,VP SC	24+			
67353	CHINA SHENZHEN YAN TIAN Exc Award (06/30/2016, 06/30/2017, 06/30/20	02/28/2003	Active	39	4	4	0	0.00%	37	7	0	1	None	P,S,T,M,VP SC	24+			
67370	CHINA SHENZHEN YI TIAN Exc Award (06/30/2016, 06/30/2019, 06/30/20	02/28/2003	Active(1)	33	0	1	-1	-2.94%	36	2	2	1	None	P,S,T,M,VP SC	24+			
67369	CHINA SHENZHEN YIN HU Exc Award (06/30/2016, 06/30/2017, 06/30/20	02/28/2003	Active(1)	45	5	0	5	12.50%	43		0	1	None	P,S,T,M,VP SC	24+			
89396	SHENZHEN FU YONG Exc Award (06/30/2016)	10/10/2005	Active(1)	44	3	1	2	4.76%	47	12	3	1	None	P,S,T,M,VP SC	24+			
133750	Shenzhen Bai Bei	01/29/2018	Active	16	4	0	4	33.33%	14		1	1	None	P,S,T,M,VP SC	N/A			
109663	SHENZHEN BAI HE Exc Award (06/30/2019)	11/09/2010	Active	24	3	1	2	9.09%	24	3	1	1	None	P,S,T,M,VP SC	24+			
129778	Shenzhen Bao Qing	01/06/2017	Active	10	1	0	1	11.11%	9		5	1	None	P,S,T,M,VP SC	N/A			
130566	Shenzhen Bei Ke Exc Award (06/30/2018)	03/30/2017	Active(1)	24	4	0	4	20.00%	23		0	1	None	P,S,T,M,VP SC	N/A			
124661	Shenzhen Bei Shan Exc Award (06/30/2016)	04/15/2015	Active	19	1	0	1	5.56%	20		5	1	None	P,S,T,M,VP SC	N/A			
108427	SHENZHEN BO AI Exc Award (06/30/2016, 06/30/2017)	05/21/2010	Active(1)	43	10	1	9	26.47%	46	1	5	1	None	P,S,T,M,VP SC	24+			
118962	SHENZHEN BO SHANG JING YING Exc Award (06/30/2016)	03/18/2013	Active(1)	30	6	0	6	25.00%	24		0	1	None	P,S,T,M,VP SC	N/A			
126547	Shenzhen Bo Ya	01/27/2016	Active	42	3	0	3	7.69%	41		1	1	None	P,S,T,M,VP SC	N/A			
107582	SHENZHEN CAI HONG	02/17/2010	Active(1)	3	0	0	0	0.00%	5		10	2	None	P,S,T,M,VP SC	24+			




Club Health Assessment for District 380 through April 2025

			Status	Membership						Reports					Finance		LCIF
Club Number	Club Name	Charter Date		Current Member Count	YTD Members Added	YTD Members Dropped	YTD Net Growth	YTD Net Growth%	Member Count 12 Months Ago	Avg. length of service for dropped members	Months Since Last MMR ***	Yrs. Since Last Officer Report	President Rotation	Vice President Reported ****	Months Since Last Activity Report ***	Account Balance	Donations for current Fiscal Year
			Number of times on status quo within last two years	If below 15 members appears				If net loss is greater than 20% appears			If no report in 3 months appears in	When more than one year appears in	Number of repeat terms	Notes the officers that do not have an active	If no report at 12 months red		
127972	Shenzhen Chang Yuan	06/23/2016	Active	29	5	0	5	20.83%	25		0	1	None	P,S,T,M,VP SC	24+		\$1,000.00
98699	SHENZHEN CHUN FENG	04/25/2007	Active(1)	25	1	0	1	4.17%	25		0	1	None	P,S,T,M,VP SC	24+		
123292	Shenzhen Chun Tian	10/07/2014	Active(1)	33	7	0	7	26.92%	33		1	1	None	P,S,T,M,VP SC	N/A		
	Exc Award (06/30/2016, 06/30/2017)																
109662	SHENZHEN CI SHAN SHOU CANG	11/09/2010	Active	33	5	0	5	17.86%	35		0	1	None	P,S,T,M,VP SC	24+		
	Exc Award (06/30/2017, 06/30/2019)																
117075	SHENZHEN DA DI	06/04/2012	Active(1)	28	2	0	2	7.69%	34		5	1	None	P,S,T,M,VP SC	N/A		
	Exc Award (06/30/2018)																
105458	SHENZHEN DA TONG	05/12/2009	Active	39	1	1	0	0.00%	38	7	5		None	P,S,T,M,VP SC	24+		\$1,000.00
105305	SHENZHEN DA ZI RAN	04/21/2009	Active	18	0	1	-1	-5.26%	20	9	8	1	None	P,S,T,M,VP SC	24+		
89119	SHENZHEN DI WANG	08/19/2005	Active(1)	30	5	0	5	20.00%	26		0	1	None	P,S,T,M,VP SC	24+		
	Exc Award (06/30/2016)																
98198	SHENZHEN DONG FANG MEI GUI	12/21/2006	Active	30	10	0	10	50.00%	23		0	1	None	P,S,T,M,VP SC	24+		
	Exc Award (06/30/2016, 06/30/2018)																
84536	SHENZHEN DONG HAI	12/13/2004	Active(1)	18	0	0	0	0.00%	19		10	1	None	P,S,T,M,VP SC	24+		
104341	SHENZHEN FENG HUANG	01/13/2009	Active(1)	24	2	1	1	4.35%	25	0	5	1	None	P,S,T,M,VP SC	N/A		\$1,000.00
112162	SHENZHEN FU AI	09/08/2011	Active(1)	31	2	0	2	6.90%	34		0	1	None	P,S,T,M,VP SC	24+		\$26,000.00
	Exc Award (06/30/2017, 06/30/2023)																
107115	SHENZHEN FU TIAN	12/18/2009	Active	19	0	0	0	0.00%	23		10	1	None	P,S,T,M,VP SC	N/A		
	Exc Award (06/30/2017)																
107451	SHENZHEN GUAN AI	02/10/2010	Active(1)	14	0	0	0	0.00%	13		10	1	None	P,S,T,M,VP SC	24+		
	Exc Award (06/30/2016)																
118025	SHENZHEN GUAN LAN	10/15/2012	Active(1)	35	6	0	6	20.69%	32		0	1	None	P,S,T,M,VP SC	N/A		
	Exc Award (06/30/2016, 06/30/2017)																
123317	Shenzhen Hai Shang Chang Xi	10/08/2014	Active	32	7	10	-3	-8.57%	48	4	1	1	None	P,S,T,M,VP SC	N/A		
	Exc Award (06/30/2016, 06/30/2017)																
118201	SHENZHEN HAI SHANG YUN TIAN	10/29/2012	Active(1)	36	5	1	4	12.50%	33	9	0	1	None	P,S,T,M,VP SC	N/A		



Club Health Assessment for District 380 through April 2025

			Status	Membership						Reports					Finance		LCIF		
Club Number	Club Name	Charter Date		Current Member Count	YTD Members Added	YTD Members Dropped	YTD Net Growth	YTD Net Growth%	Member Count 12 Months Ago	Avg. length of service for dropped members	Months Since Last MMR ***	Yrs. Since Last Officer Report	President Rotation	Vice President Reported ****	Months Since Last Activity Report ***	Account Balance	Donations for current Fiscal Year		
			Number of times on status quo within last two years	If below 15 members appears					If net loss is greater than 20% appears		If no report in 3 months appears in	When more than one year appears in	Number of repeat terms	Notes the officers that do not have an active	If no report at 12 months appears in red				
Exc Award (06/30/2016, 06/30/2017)																			
124861	Shenzhen Hai Yue	05/15/2015	Active	28	3	0	3	12.00%	26		0	1	None	P,S,T,M,VP SC	N/A	90+ Days	\$1,000.00		
Exc Award (06/30/2016)																			
126609	Shenzhen Hai Zhi Han	01/27/2016	Active	25	25	0	25	100.00%	0		1	5	None	P,S,T,M,VP SC	N/A				
130821	Shenzhen Hai Zhi Yun	05/10/2017	Active	27	27	0	27	100.00%	0		1	3	None	P,S,T,M,VP SC	N/A				
99846	SHENZHEN HE PING	06/29/2007	Active	34	2	0	2	6.25%	30		0	1	None	P,S,T,M,VP SC	24+				
Exc Award (06/30/2018)																			
125118	Shenzhen He Yi	06/26/2015	Active	27	1	0	1	3.85%	31		0	1	None	P,S,T,M,VP SC	24+				
129594	Shenzhen Hong Ya	12/12/2016	Active	36	1	1	0	0.00%	36	0	5	1	None	P,S,T,M,VP SC	N/A				
Exc Award (06/30/2019)																			
123061	Shenzhen Hong Yang	09/02/2014	Active	31	9	1	8	34.78%	23	0	0	1	None	P,S,T,M,VP SC	N/A	90+ Days			
123322	Shenzhen Hua Han	10/09/2014	Active	31	6	0	6	24.00%	31		0	1	None	P,S,T,M,VP SC	N/A				
Exc Award (06/30/2023)																			
106442	SHENZHEN HUA LIN	08/31/2009	Active(1)	30	2	0	2	7.14%	31		0	1	None	P,S,T,M,VP SC	N/A				
Exc Award (06/30/2016, 06/30/2017)																			
129803	Shenzhen Hua Shang	02/22/2017	Active(1)	32	3	0	3	10.34%	30		5	1	None	P,S,T,M,VP SC	N/A				
Exc Award (06/30/2019, 06/30/2022)																			
123398	Shenzhen Hua Tian	10/16/2014	Active	33	9	0	9	37.50%	36		1	1	None	P,S,T,M,VP SC	N/A				
Exc Award (06/30/2017, 06/30/2023)																			
108534	SHENZHEN HUA XIANG	06/01/2010	Active	52	1	0	1	1.96%	53		5	1	None	P,S,T,M,VP SC	24+				
124932	Shenzhen Hua Yuan	05/20/2015	Active	16	5	0	5	45.45%	11		0	1	None	P,S,T,M,VP SC	N/A				
128958	Shenzhen Hua Yue	10/17/2016	Active	26	6	0	6	30.00%	24		1	1	None	P,S,T,M,VP SC	N/A				
120854	Shenzhen Hualei	12/02/2013	Active	20	1	1	0	0.00%	28	8	5	1	None	P,S,T,M,VP SC	N/A				
Exc Award (06/30/2016, 06/30/2017)																			
123323	Shenzhen Jiang Shan	10/09/2014	Active	18	1	1	0	0.00%	22	9	0	1	None	P,S,T,M,VP SC	N/A				
Exc Award (06/30/2023)																			
127790	Shenzhen Jie Cheng	06/06/2016	Cancelled(6*)	0	0	0	0	0.00%	0		59	5	None	P,S,T,M,VP SC	N/A				
130799	Shenzhen Jin Ming Yi Shu	04/27/2017	Cancelled(6*)	0	0	0	0	0.00%	0		22	2	None	P,S,T,M,VP SC	N/A				



Club Health Assessment for District 380 through April 2025

			Status	Membership							Reports					Finance		LCIF
Club Number	Club Name	Charter Date		Current Member Count	YTD Members Added	YTD Members Dropped	YTD Net Growth	YTD Net Growth%	Member Count 12 Months Ago	Avg. length of service for dropped members	Months Since Last MMR ***	Yrs. Since Last Officer Report	President Rotation	Vice President Reported ****	Months Since Last Activity Report ***	Account Balance	Donations for current Fiscal Year	
			Number of times on status quo within last two years	If below 15 members appears				If net loss is greater than 20% appears			If no report in 3 months appears in	When more than one year appears in	Number of repeat terms	Notes the officers that do not have an active	If no report at 12 months appears in red			
123062	Shenzhen Jin Xiu	09/02/2014	Active	22	3	0	3	15.79%	32		0	1	None	P,S,T,M,VP SC	N/A			
Exc Award (06/30/2017)																		
129762	Shenzhen Jing Dian	01/11/2017	Active	15	3	0	3	25.00%	17		0	1	None	P,S,T,M,VP SC	N/A			
82472	SHENZHEN JING TIAN	05/28/2004	Active	26	4	0	4	18.18%	23		1	1	None	P,S,T,M,VP SC	24+		\$1,000.00	
Exc Award (06/30/2017, 06/30/2022, 06/30/20																		
118716	SHENZHEN JING YING	02/04/2013	Active(1)	31	3	3	0	0.00%	33	9	1	1	None	P,S,T,M,VP SC	N/A			
Exc Award (06/30/2017, 06/30/2019)																		
119257	SHENZHEN LAN TIAN	04/29/2013	Active(1)	25	3	1	2	8.70%	27	0	0	1	None	P,S,T,M,VP SC	N/A			
Exc Award (06/30/2017)																		
131129	Shenzhen Le Du Juan	05/31/2017	Active(1)	26	1	0	1	4.00%	28		1	1	None	P,S,T,M,VP SC	N/A			
Exc Award (06/30/2018)																		
123397	Shenzhen Le Shan	10/16/2014	Active	33	5	0	5	17.86%	32		1	1	None	P,S,T,M,VP SC	N/A			
Exc Award (06/30/2017, 06/30/2023)																		
103937	SHENZHEN LI CHENG	11/07/2008	Active(1)	84	5	1	4	5.00%	90	4	0	1	None	P,S,T,M,VP SC	24+		\$2,000.00	
Exc Award (06/30/2016, 06/30/2017)																		
108426	SHENZHEN LIAN HE	05/21/2010	Active	34	3	0	3	9.68%	33		1	1	None	P,S,T,M,VP SC	24+			
Exc Award (06/30/2016, 06/30/2017, 06/30/20																		
130656	Shenzhen Liang Tong	04/06/2017	Active	26	6	0	6	30.00%	23		0	1	None	P,S,T,M,VP SC	N/A			
Exc Award (06/30/2023)																		
107452	SHENZHEN LIN MAO	02/10/2010	Active	20	0	0	0	0.00%	23		10	1	None	P,S,T,M,VP SC	24+			
127791	Shenzhen Ling Ying	06/06/2016	Active	32	2	0	2	6.67%	32		1	1	None	P,S,T,M,VP SC	N/R			
103936	SHENZHEN LONG CHENG	11/07/2008	Active(1)	58	2	0	2	3.57%	61		1	1	None	P,S,T,M,VP SC	24+		\$2,000.00	
Exc Award (06/30/2017, 06/30/2023)																		
82471	SHENZHEN LONG HUA	05/28/2004	Active(1)	53	4	0	4	8.16%	49		5	1	None	P,S,T,M,VP SC	24+			
Exc Award (06/30/2016, 06/30/2017, 06/30/20																		
124862	Shenzhen Long Teng	05/15/2015	Active	1	0	0	0	0.00%	1		53	4	None	P,S,T,M,VP SC	N/A			
Exc Award (06/30/2016)																		
131455	Shenzhen Meng Xiang	06/21/2017	Active	11	1	1	0	0.00%	14	8	1	1	None	P,S,T,M,VP SC	24+			
Exc Award (06/30/2018)																		



Club Health Assessment for District 380 through April 2025

			Status	Membership							Reports					Finance	LCIF
Club Number	Club Name	Charter Date		Current Member Count	YTD Members Added	YTD Members Dropped	YTD Net Growth	YTD Net Growth%	Member Count 12 Months Ago	Avg. length of service for dropped members	Months Since Last MMR ***	Yrs. Since Last Officer Report	President Rotation	Vice President Reported ****	Months Since Last Activity Report ***	Account Balance	Donations for current Fiscal Year
			Number of times on status quo within last two years	If below 15 members appears				If net loss is greater than 20% appears			If no report in 3 months appears in	When more than one year appears in	Number of repeat terms	Notes the officers that do not have appears in an active	If no report at 12 months red		
127952	Shenzhen Ming De Exc Award (06/30/2018)	06/15/2016	Active	30	6	0	6	25.00%	29		0	1	None	P,S,T,M,VP SC	N/A		
121227	Shenzhen Ming Jia Shan Pin Exc Award (06/30/2017, 06/30/2021, 06/30/20	01/24/2014	Active	40	0	0	0	0.00%	39		10	1	None	P,S,T,M,VP SC	N/A		
111456	SHENZHEN MING REN Exc Award (06/30/2018)	06/23/2011	Active	17	3	0	3	21.43%	19		0	1	None	P,S,T,M,VP SC	N/A		
132117	Shenzhen Peng Ai	06/30/2017	Active	20	3	1	2	11.11%	20	2	1	1	None	P,S,T,M,VP SC	N/A		
127792	Shenzhen Peng Bo Jing Ying Exc Award (06/30/2018)	06/06/2016	Active(1)	35	6	0	6	20.69%	35		1	1	None	P,S,T,M,VP SC	N/A		
109661	SHENZHEN PENG ZHENG Exc Award (06/30/2019)	11/09/2010	Active	21	0	0	0	0.00%	24		10	1	None	P,S,T,M,VP SC	24+		
89118	SHENZHEN PING DI Exc Award (06/30/2019)	08/19/2005	Active	15	1	0	1	7.14%	23		9	1	None	P,S,T,M,VP SC	24+		
117851	SHENZHEN QI CHENG Exc Award (06/30/2016)	09/18/2012	Active(1)	34	0	0	0	0.00%	35		10	1	None	P,S,T,M,VP SC	N/A		
120757	Shenzhen Qi Hang Exc Award (06/30/2016)	11/14/2013	Active	11	0	0	0	0.00%	19		10	1	None	P,S,T,M,VP SC	24+		
131428	Shenzhen Qi Xing	06/21/2017	Cancelled(6*)	0	0	0	0	0.00%	0		40	4	None	P,S,T,M,VP SC	N/A		
130430	Shenzhen Qian Cheng Exc Award (06/30/2018)	03/15/2017	Active	27	0	0	0	0.00%	29		10	1	None	P,S,T,M,VP SC	N/A		
95242	SHENZHEN QIAN HAI Exc Award (06/30/2016, 06/30/2017)	02/07/2006	Active(1)	21	2	0	2	10.53%	21		0	1	None	P,S,T,M,VP SC	24+		
134925	Shenzhen Shan De Exc Award (06/30/2023)	05/29/2018	Active(1)	16	1	0	1	6.67%	26		9	1	None	P,S,T,M,VP SC	24+		
119903	Shenzhen Shang Zhi Lian Exc Award (06/30/2016)	06/29/2013	Active	37	5	0	5	15.63%	36		0	1	None	P,S,T,M,VP SC	N/A		
118015	SHENZHEN SHEN ZHOU	10/12/2012	Active(1)	34	0	0	0	0.00%	34		22	1	None	P,S,T,M,VP SC	24+		
119579	Shenzhen Shi Ying	06/06/2013	Cancelled(6*)	0	0	0	0	0.00%	0		59	6	None	P,S,T,M,VP SC	N/A		



Club Health Assessment for District 380 through April 2025

			Status	Membership						Reports					Finance		LCIF
Club Number	Club Name	Charter Date		Current Member Count	YTD Members Added	YTD Members Dropped	YTD Net Growth	YTD Net Growth%	Member Count 12 Months Ago	Avg. length of service for dropped members	Months Since Last MMR ***	Yrs. Since Last Officer Report	President Rotation	Vice President Reported ****	Months Since Last Activity Report ***	Account Balance	Donations for current Fiscal Year
			Number of times on status quo within last two years	If below 15 members appears				If net loss is greater than 20% appears			If no report in 3 months appears in	When more than one year appears in	Number of repeat terms	Notes the officers that do not have appears in an active	If no report at 12 months red		
121796	Shenzhen Shou La Shou	04/07/2014	Active(1)	22	1	0	1	4.76%	26		5	1	None	P,S,T,M,VP SC	N/A		
	Exc Award (06/30/2019)																
99848	SHENZHEN SONG GANG	06/29/2007	Active	20	0	0	0	0.00%	31		10	1	None	P,S,T,M,VP SC	24+		
112057	SHENZHEN SONG MING	08/17/2011	Active	21	1	0	1	5.00%	23		0	1	None	P,S,T,M,VP SC	24+		
	Exc Award (06/30/2018)																
129802	Shenzhen Sunshine Football	01/11/2017	Active	24	5	0	5	26.32%	23		0	1	None	P,S,T,M,VP SC	N/A		
115448	SHENZHEN TAI AN	10/31/2011	Active	33	4	0	4	13.79%	35		0	1	None	P,S,T,M,VP SC	24+		
	Exc Award (06/30/2017)																
118961	SHENZHEN TAI LAI	03/18/2013	Active	38	2	0	2	5.56%	44		0	1	None	P,S,T,M,VP SC	N/A		
133756	Shenzhen Tai Shan	01/29/2018	Active	13	1	0	1	8.33%	15		0	1	None	P,S,T,M,VP SC	N/A		
	Exc Award (06/30/2019)																
110243	SHENZHEN TAI SHENG	01/27/2011	Active(1)	15	7	0	7	87.50%	16		0	1	None	P,S,T,M,VP SC	24+		
124345	Shenzhen Tang Xuan	04/15/2015	Active	27	0	0	0	0.00%	34		6	2	None	P,S,T,M,VP SC	N/A		
	Exc Award (06/30/2016)																
107579	SHENZHEN TAO YUAN	02/17/2010	Active	23	3	0	3	15.00%	21		0	1	None	P,S,T,M,VP SC	24+		
	Exc Award (06/30/2016, 06/30/2019)																
123620	Shenzhen Tian Cheng	11/12/2014	Active	42	2	0	2	5.00%	42		0	1	None	P,S,T,M,VP SC	24+		
	Exc Award (06/30/2017, 06/30/2019)																
107583	SHENZHEN TIAN DE	02/17/2010	Active(1)	18	3	0	3	20.00%	18		1	1	None	P,S,T,M,VP SC	24+		
	Exc Award (06/30/2016, 06/30/2017)																
123318	Shenzhen Tian En	10/08/2014	Active	15	1	0	1	7.14%	21		9	1	None	P,S,T,M,VP SC	N/A		
	Exc Award (06/30/2016, 06/30/2017)																
133800	Shenzhen Tian Hua	02/02/2018	Active	26	3	0	3	13.04%	28		0	1	None	P,S,T,M,VP SC	N/A		
132114	Shenzhen Tong Xin	06/30/2017	Active	30	0	1	-1	-3.23%	27	1	10	1	None	P,S,T,M,VP SC	N/A		
97772	SHENZHEN WU TONG SHAN	09/29/2006	Active	16	0	0	0	0.00%	20		10	1	None	P,S,T,M,VP SC	24+		
89397	SHENZHEN XI LI	10/10/2005	Active	20	2	0	2	11.11%	20		1	1	None	P,S,T,M,VP SC	24+		
	Exc Award (06/30/2017)																
105825	SHENZHEN XI XIANG	06/17/2009	Active(1)	31	5	0	5	19.23%	32		1	1	None	P,S,T,M,VP SC	24+		



Club Health Assessment for District 380 through April 2025

			Status	Membership							Reports					Finance		LCIF
Club Number	Club Name	Charter Date		Current Member Count	YTD Members Added	YTD Members Dropped	YTD Net Growth	YTD Net Growth%	Member Count 12 Months Ago	Avg. length of service for dropped members	Months Since Last MMR ***	Yrs. Since Last Officer Report	President Rotation	Vice President Reported ****	Months Since Last Activity Report ***	Account Balance	Donations for current Fiscal Year	
			Number of times on status quo within last two years	If below 15 members appears				If net loss is greater than 20% appears			If no report in 3 months appears in	When more than one year appears in	Number of repeat terms	Notes the officers that do not have appears in an active	If no report at 12 months red			
Exc Award (06/30/2016, 06/30/2017)																		
99847	SHENZHEN XIAN HU	06/29/2007	Active(1)	44	3	0	3	7.32%	41		0	1	None	P,S,T,M,VP SC	24+			
Exc Award (06/30/2016, 06/30/2017, 06/30/20)																		
105827	SHENZHEN XIANG SHAN	06/16/2009	Active(1)	23	3	0	3	15.00%	24		0	1	None	P,S,T,M,VP SC	24+			
Exc Award (06/30/2017)																		
112064	SHENZHEN XIAO TONG	08/19/2011	Active	56	26	6	20	55.56%	49	6	0	1	None	P,S,T,M,VP SC	N/A		\$2,000.00	
Exc Award (06/30/2022)																		
109664	SHENZHEN XIN AN	11/09/2010	Active	56	6	1	5	9.80%	55	1	1	1	None	P,S,T,M,VP SC	24+			
Exc Award (06/30/2016, 06/30/2018)																		
105828	SHENZHEN XIN XING	06/16/2009	Active(1)	40	7	3	4	11.11%	33	4	0	1	None	P,S,T,M,VP SC	N/A			
Exc Award (06/30/2016, 06/30/2023, 06/30/20)																		
123914	Shenzhen Xing Fu	01/05/2015	Active	32	2	0	2	6.67%	30		5	1	None	P,S,T,M,VP SC	N/A			
Exc Award (06/30/2019)																		
121797	Shenzhen Xing Huo	04/07/2014	Active(1)	15	1	0	1	7.14%	18		0	1	None	P,S,T,M,VP SC	N/A			
Exc Award (06/30/2016)																		
118891	SHENZHEN XING ZHI	03/06/2013	Active	22	1	0	1	4.76%	24		0	1	None	P,S,T,M,VP SC	24+		\$1,000.00	
Exc Award (06/30/2017)																		
106654	SHENZHEN YANG GUANG	09/24/2009	Active	20	0	0	0	0.00%	21		10	1	None	P,S,T,M,VP SC	N/A			
122054	Shenzhen Yi Shan	06/04/2014	Active	32	2	0	2	6.67%	32		0	1	None	P,S,T,M,VP SC	N/A			
126546	Shenzhen Zhen Hua	01/28/2016	Active	26	8	1	7	36.84%	17	9	0	1	None	P,S,T,M,VP SC	24+			
Exc Award (06/30/2017)																		
118892	SHENZHEN ZHENG DAO	03/06/2013	Active(1)	54	10	0	10	22.73%	58		1	1	None	P,S,T,M,VP SC	N/A			
Exc Award (06/30/2023)																		
124988	Shenzhen Zhong Tian	06/16/2015	Active	30	5	2	3	11.11%	30	10	5	1	None	P,S,T,M,VP SC	N/A		\$1,000.00	
87932	SHENZHEN ZHONG XIN QU	04/28/2005	Active	42	0	1	-1	-2.33%	41	14	0	1	None	P,S,T,M,VP SC	24+		\$1,000.00	
Exc Award (06/30/2016, 06/30/2017, 06/30/20)																		
118029	SHENZHEN ZI MENG	10/15/2012	Active	50	5	0	5	11.11%	47		0	1	None	P,S,T,M,VP SC	N/A		\$50.00	
Exc Award (06/30/2019, 06/30/2020)																		



Club Health Assessment for District 380 through April 2025

			Status	Membership							Reports					Finance	LCIF
Club Number	Club Name	Charter Date		Current Member Count	YTD Members Added	YTD Members Dropped	YTD Net Growth	YTD Net Growth%	Member Count 12 Months Ago	Avg. length of service for dropped members	Months Since Last MMR ***	Yrs. Since Last Officer Report	President Rotation	Vice President Reported ****	Months Since Last Activity Report ***	Account Balance	Donations for current Fiscal Year
			Number of times on status quo within last two years	If below 15 members appears				If net loss is greater than 20% appears			If no report in 3 months appears in	When more than one year appears in	Number of repeat terms	Notes the officers that do not have an active	If no report at 12 months appears in red		

Clubs Cancelled Previous Fiscal Year – Clubs Cancelled within last 12 months may be reinstated

Club Number	Club Name	Charter Date	Current Status*	Cancellation Date
118003	SHENZHEN JIN PAI	10/12/2012	Cancelled(7*)	08/29/2023

Current Total Clubs Count	YTD New Clubs Count	YTD Cancelled Clubs Count	YTD Net Club Gain	Current Total Members Count	YTD Add	YTD Drop	YTD Net Growth	YTD Net Growth %	Member Count 12 Months Ago	Average Member Count Per Club	% of Clubs with less than 20 members	% No MMR in 3 Months	% No Officer Report in 12 Months	% of Clubs with balance 90+ days	Number of Clubs in Status Quo	% Status Quo Clubs in Financial Suspension	Number of Cancelled Clubs	Average Cancelled Club Age	Members Lost Due to Cancellation	% of Clubs Cancelled for Non-Financial Reasons
143	3	6	-3	4,111	560	67	493	13.63%	3,879	29	20%	38%	92%	3%	0	0%	6	15	0	100%

* - P - Priority Club. Cancellation Reasons: 1-Objectives/conduct, 2-Non-active club, 5-Non-existing club, 6-Disbanding, 7-Merger, 8-Financial Suspension, 9-District/Multiple District Dues.

** - Abbreviation: P-President, S-Secretary, T-Treasurer, M-Member Chairperson, VP-First Vice President, MC-Communications Chairperson, SC-Service Chairperson

*** - Abbreviation: N/R - Never reported using the Lions Clubs website, N/A - Not applicable, No password registered for the Lions Clubs website.

**** - Abbreviation: N - New, IP - Immediate Past, R - Repeat.



Club Health Assessment for District 381 through April 2025

			Status	Membership						Reports					Finance		LCIF
Club Number	Club Name	Charter Date		Current Member Count	YTD Members Added	YTD Members Dropped	YTD Net Growth	YTD Net Growth%	Member Count 12 Months Ago	Avg. length of service for dropped members	Months Since Last MMR ***	Yrs. Since Last Officer Report	President Rotation	Vice President Reported ****	Months Since Last Activity Report ***	Account Balance	Donations for current Fiscal Year
			Number of times on status quo within last two years	If below 15 members appears				If net loss is greater than 20% appears			If no report in 3 months appears in	When more than one year appears in	Number of repeat terms	Notes the officers that do not have appears in an active	If no report at 12 months red		
Clubs less than two years old																	
156970	Guangdong Baijie	01/08/2024	Active	23	0	0	0	0.00%	33		10			P,S,T,M,VP SC	N/A	90+ Days	\$1,000.00
157002	Guangdong Guanghe	01/08/2024	Active	30	0	0	0	0.00%	30		16			P,S,T,M,VP SC	N/A		
157003	Guangdong Shien	01/08/2024	Active	24	1	0	1	4.35%	27		0			P,S,T,M,VP SC	N/A		
157004	Guangdong Wan Zhong	01/31/2024	Active	25	0	0	0	0.00%	27		10			P,S,T,M,VP SC	N/A		
157005	Guangdong Wonder	01/31/2024	Active	27	0	0	0	0.00%	29		9			P,S,T,M,VP SC	N/A		
157006	Guangdong Yuemao	02/29/2024	Active	27	0	0	0	0.00%	31		10			P,S,T,M,VP SC	N/A		
157007	Guangdong Zhishan	01/31/2024	Active	33	0	0	0	0.00%	33		10			P,S,T,M,VP SC	N/A		
157008	Guangdong Zhiyuan	01/31/2024	Active	23	0	0	0	0.00%	29		10			P,S,T,M,VP SC	N/A		
Clubs more than two years old																	
107919	CHINA GUANGDONG ALL IN LOVE	03/26/2010	Active	20	0	0	0	0.00%	20		10		None	P,S,T,M,VP SC	24+	\$1,000.00	
106456	CHINA GUANGDONG BRIGHT AVENUE	09/08/2009	Active	25	0	0	0	0.00%	24		11			P,S,T,M,VP SC	24+		
105307	CHINA GUANGDONG CHA CHENG	04/21/2009	Active	24	0	0	0	0.00%	24		15			P,S,T,M,VP SC	24+		
105306	CHINA GUANGDONG DE AI	04/21/2009	Active	26	1	0	1	4.00%	27		3			P,S,T,M,VP SC	24+		
107918	CHINA GUANGDONG DIAMOND	03/26/2010	Active	23	0	0	0	0.00%	21		11			P,S,T,M,VP SC	24+		
82572	CHINA GUANGDONG DREAM ACHIEVEMENT	06/08/2004	Active	34	1	0	1	3.03%	33		3			P,S,T,M,VP SC	24+		
106331	CHINA GUANGDONG GUANGDA	08/20/2009	Active	30	0	0	0	0.00%	33		10			P,S,T,M,VP SC	24+		
82706	CHINA GUANGDONG GUANGZHOU	06/21/2004	Active	18	3	0	3	20.00%	24		0			P,S,T,M,VP SC	24+		
107078	CHINA GUANGDONG HAND IN HAND	12/17/2009	Active	21	1	0	1	5.00%	23		0	1	None	P,S,T,M,VP SC	24+		
82697	CHINA GUANGDONG HAOJING	06/21/2004	Active	30	2	0	2	7.14%	28		3			P,S,T,M,VP SC	24+		
103940	CHINA GUANGDONG HAPPY	11/10/2008	Active	24	0	0	0	0.00%	26		10			P,S,T,M,VP SC	24+		
97774	CHINA GUANGDONG HEART TO HEART	09/29/2006	Active	37	4	0	4	12.12%	30		0	1	None	P,S,T,M,VP SC	24+		



Club Health Assessment for District 381 through April 2025

			Status	Membership							Reports					Finance	LCIF
Club Number	Club Name	Charter Date		Current Member Count	YTD Members Added	YTD Members Dropped	YTD Net Growth	YTD Net Growth%	Member Count 12 Months Ago	Avg. length of service for dropped members	Months Since Last MMR ***	Yrs. Since Last Officer Report	President Rotation	Vice President Reported ****	Months Since Last Activity Report ***	Account Balance	Donations for current Fiscal Year
			Number of times on status quo within last two years	If below 15 members appears				If net loss is greater than 20% appears			If no report in 3 months appears in	When more than one year appears in	Number of repeat terms	Notes the officers that do not have appears in an active	If no report at 12 months red		
65267	CHINA GUANGDONG HOST	04/08/2002	Active	38	0	0	0	0.00%	29		10			P,S,T,M,VP SC	24+		
105455	CHINA GUANGDONG LIFE POWER	05/12/2009	Active	12	0	0	0	0.00%	23		10	1	None	P,S,T,M,VP SC	24+		
82573	CHINA GUANGDONG LINGNAN	06/08/2004	Active	42	0	0	0	0.00%	47		10			P,S,T,M,VP SC	24+		
97771	CHINA GUANGDONG LOVING CARE	09/29/2006	Active	26	2	0	2	8.33%	26		3			P,S,T,M,VP SC	24+		
107917	CHINA GUANGDONG MOONLIGHT Exc Award (06/30/2017)	03/26/2010	Active	81	0	2	-2	-2.41%	88	7	0			P,S,T,M,VP SC	24+		
106332	CHINA GUANGDONG QIFENG Exc Award (06/30/2017, 06/30/2023)	08/20/2009	Active	39	0	5	-5	-11.36%	62	8	0			P,S,T,M,VP SC	24+		
88310	CHINA GUANGDONG RED KAPOK	05/17/2005	Active	27	5	0	5	22.73%	23		3			P,S,T,M,VP SC	24+		
115512	CHINA GUANGDONG SOUTH	11/10/2011	Active	29	11	0	11	61.11%	24		2	1	None	P,S,T,M,VP SC	24+		
104108	CHINA GUANGDONG SUPERSTAR	12/15/2008	Active	47	0	0	0	0.00%	48		10			S,T,M,VP,SC	24+		
104907	CHINA GUANGDONG XIANGSHAN	03/05/2009	Active	47	3	0	3	6.82%	43		3			P,S,T,M,VP SC	24+		
88680	CHINA GUANGDONG YOUTH	06/17/2005	Active	23	9	0	9	64.29%	14		0	1	None	P,S,T,M,VP SC	24+		
103939	CHINA GUANGDONG YUE MING	11/10/2008	Active	37	0	0	0	0.00%	42		10			P,S,T,M,VP SC	24+		
88309	CHINA GUANGDONG ZHUJIANG	05/17/2005	Active	34	0	0	0	0.00%	35		10			S,T,M,VP,SC	24+		
130236	Guangdong Aihua	03/01/2017	Active	27	0	0	0	0.00%	32		10			P,S,T,M,VP SC	N/A		
109713	GUANGDONG BAI SHAN	11/16/2010	Active	60	0	0	0	0.00%	60		9			P,S,T,M,VP SC	24+		
111542	GUANGDONG BAI YUN	06/29/2011	Active	57	0	0	0	0.00%	60		0			P,S,T,M,VP SC	N/A		
130496	Guangdong Baimao	03/27/2017	Active	29	0	0	0	0.00%	29		18			P,S,T,M,VP SC	N/A		
117470	GUANGDONG BEI WAN Exc Award (06/30/2017)	07/25/2012	Active	32	0	0	0	0.00%	34		10			P,S,T,M,VP SC	N/A		
133733	Guangdong Beijiang	01/26/2018	Active	38	8	0	8	26.67%	30		3			P,S,T,M,VP SC	N/A		
132923	Guangdong Bense	10/25/2017	Active	12	0	0	0	0.00%	21		10			P,S,T,M,VP SC	N/A		



Club Health Assessment for District 381 through April 2025

			Status	Membership						Reports					Finance		LCIF
Club Number	Club Name	Charter Date		Current Member Count	YTD Members Added	YTD Members Dropped	YTD Net Growth	YTD Net Growth%	Member Count 12 Months Ago	Avg. length of service for dropped members	Months Since Last MMR ***	Yrs. Since Last Officer Report	President Rotation	Vice President Reported ****	Months Since Last Activity Report ***	Account Balance	Donations for current Fiscal Year
			Number of times on status quo within last two years	If below 15 members appears				If net loss is greater than 20% appears			If no report in 3 months appears in	When more than one year appears in	Number of repeat terms	Notes the officers that do not have an active	If no report at 12 months appears in red		
101686	GUANGDONG BLUE SKY	05/13/2008	Active	74	0	0	0	0.00%	76		10			S,T,M,VP,SC	24+		
	Exc Award (06/30/2017)																
101049	GUANGDONG BOAI	01/23/2008	Active	41	0	0	0	0.00%	40		11			P,S,T,M,VP SC	24+		
127427	Guangdong Boyan	05/03/2016	Active	28	0	0	0	0.00%	28		21			P,S,T,M,VP SC	N/A		
118301	GUANGDONG CAIHONG	11/09/2012	Active	54	1	0	1	1.89%	59		6			P,S,T,M,VP SC	N/A		\$1,000.00
128957	Guangdong Changhu	09/21/2016	Active	37	3	0	3	8.82%	35		3			P,S,T,M,VP SC	N/A		
133780	Guangdong Changshun	01/31/2018	Active	32	3	0	3	10.34%	30		0			P,S,T,M,VP SC	N/A		
118303	GUANGDONG CHANGYUAN	11/12/2012	Active	39	7	0	7	21.88%	35		3			P,S,T,M,VP SC	N/A		
133754	Guangdong Chaohui	01/29/2018	Active	56	13	0	13	30.23%	49		3			P,S,T,M,VP SC	N/A		
133724	Guangdong Chaoqing	01/26/2018	Active	52	9	0	9	20.93%	48		2			P,S,T,M,VP SC	N/A		
120989	Guangdong Chaoshan	12/18/2013	Active	22	0	0	0	0.00%	25		10			P,S,T,M,VP SC	N/A		
120228	Guangdong Chayuan	08/27/2013	Active	36	1	0	1	2.86%	40		3			P,S,T,M,VP SC	N/A		
112079	GUANGDONG CHEN XI	08/23/2011	Active	6	0	0	0	0.00%	19		10			P,S,T,M,VP SC	N/A		
120760	GUANGDONG CHUNJIANG	11/15/2013	Active	22	3	0	3	15.79%	21		3			P,S,T,M,VP SC	N/A		
126503	Guangdong Chuntian	01/12/2016	Active	33	0	0	0	0.00%	40		10			P,S,T,M,VP SC	N/A		
123915	Guangdong Chutian	01/05/2015	Active	22	0	0	0	0.00%	22		15			P,S,T,M,VP SC	N/R		
129536	Guangdong Chuxin	11/30/2016	Active	40	2	0	2	5.26%	38		3			P,S,T,M,VP SC	N/A		
116279	GUANGDONG CIAI	03/12/2012	Active	26	0	0	0	0.00%	30		10			P,S,T,M,VP SC	N/A		\$1,000.00
107849	GUANGDONG CIHANG	03/22/2010	Active	60	8	0	8	15.38%	56		3			P,S,T,M,VP SC	24+		
119279	GUANGDONG CIXIN	05/02/2013	Active	37	10	0	10	37.04%	24		3			P,S,T,M,VP SC	N/A		
124009	Guangdong Crane Dance	01/20/2015	Active	15	1	0	1	7.14%	22		0			P,S,T,M,VP SC	N/R		
	Exc Award (06/30/2017)																
131120	Guangdong Danjiang	05/31/2017	Active	25	7	0	7	38.89%	20		3			P,S,T,M,VP SC	N/A		
118079	GUANGDONG DENGDU	10/22/2012	Active	35	6	1	5	16.67%	31	0	3			P,S,T,M,VP SC	N/A		
129547	Guangdong Deshan	11/30/2016	Active	26	0	0	0	0.00%	27		10			P,S,T,M,VP SC	N/A		



Club Health Assessment for District 381 through April 2025

			Status	Membership						Reports					Finance		LCIF
Club Number	Club Name	Charter Date		Current Member Count	YTD Members Added	YTD Members Dropped	YTD Net Growth	YTD Net Growth%	Member Count 12 Months Ago	Avg. length of service for dropped members	Months Since Last MMR ***	Yrs. Since Last Officer Report	President Rotation	Vice President Reported ****	Months Since Last Activity Report ***	Account Balance	Donations for current Fiscal Year
			Number of times on status quo within last two years	If below 15 members appears				If net loss is greater than 20% appears			If no report in 3 months appears in	When more than one year appears in	Number of repeat terms	Notes the officers that do not have an active	If no report at 12 months red		
123336	Guangdong Deshang	10/10/2014	Active	23	0	0	0	0.00%	23		15			P,S,T,M,VP SC	N/A		
133755	Guangdong Dexin	01/29/2018	Active	31	7	0	7	29.17%	25		3			P,S,T,M,VP SC	N/A		
125607	Guangdong Deyuan	08/11/2015	Active	30	0	0	0	0.00%	35		10			P,S,T,M,VP SC	N/A		
119280	GUANGDONG DONGJIANG	05/02/2013	Active	34	0	0	0	0.00%	37		10			P,S,T,M,VP SC	24+		
120762	Guangdong Dragon Virtue	11/15/2013	Active	28	9	0	9	47.37%	35		2			P,S,T,M,VP SC	N/A		
123344	Guangdong Dragonet	10/10/2014	Active	21	0	0	0	0.00%	27		10	1	None	P,S,T,M,VP SC	N/A		
126502	Guangdong Eagle Golf	01/08/2016	Active	43	0	0	0	0.00%	46		10			P,S,T,M,VP SC	N/A		
Exc Award (06/30/2017, 06/30/2023)																	
124001	Guangdong Fangzhou	01/19/2015	Active	35	0	0	0	0.00%	23		10			P,S,T,M,VP SC	N/A		
118082	GUANGDONG FEIHONG	10/22/2012	Active	44	0	0	0	0.00%	43		10			P,S,T,M,VP SC	N/A		
133722	Guangdong Fengcai	01/26/2018	Active	18	3	0	3	20.00%	20		3			P,S,T,M,VP SC	N/A		
130482	Guangdong Fengcheng	03/23/2017	Active	25	0	1	-1	-3.85%	35	8	0			P,S,T,M,VP SC	N/A		
127700	Guangdong Fengdu	05/24/2016	Active	15	0	0	0	0.00%	22		10			P,S,T,M,VP SC	N/A		
117474	GUANGDONG FENGZE	07/25/2012	Active	32	0	0	0	0.00%	32		15			P,S,T,M,VP SC	N/A		
112066	GUANGDONG Flight	08/19/2011	Active	28	2	0	2	7.69%	29		3			P,S,T,M,VP SC	N/A		
116576	GUANGDONG FU HUI	04/16/2012	Active	39	0	0	0	0.00%	39		15			P,S,T,M,VP SC	N/A		
121680	Guangdong Furong	03/26/2014	Active	31	0	0	0	0.00%	32		15			P,S,T,M,VP SC	N/A		
107934	GUANGDONG FUTURE SUNLIGHT	03/29/2010	Active	20	1	0	1	5.26%	24		2			P,S,T,M,VP SC	24+		
115915	GUANGDONG GOLF	02/07/2012	Active	28	4	0	4	16.67%	27		3			P,S,T,M,VP SC	N/A		
131119	Guangdong Grand Health	05/31/2017	Active	10	2	0	2	25.00%	22		3		None	P,S,T,M,VP SC	N/A		
115913	GUANGDONG GREAT FUND	01/25/2012	Active	30	0	0	0	0.00%	46		10			P,S,T,M,VP SC	N/A		
116580	GUANGDONG GUANG MEI	04/16/2012	Active	48	0	0	0	0.00%	50		10			P,S,T,M,VP SC	N/A		
Exc Award (06/30/2017)																	
101046	GUANGDONG GUANG MING	01/23/2008	Active	28	0	0	0	0.00%	28		15			P,S,T,M,VP SC	24+		
Exc Award (06/30/2023)																	



Club Health Assessment for District 381 through April 2025

			Status	Membership							Reports					Finance		LCIF
Club Number	Club Name	Charter Date		Current Member Count	YTD Members Added	YTD Members Dropped	YTD Net Growth	YTD Net Growth%	Member Count 12 Months Ago	Avg. length of service for dropped members	Months Since Last MMR ***	Yrs. Since Last Officer Report	President Rotation	Vice President Reported ****	Months Since Last Activity Report ***	Account Balance	Donations for current Fiscal Year	
			Number of times on status quo within last two years	If below 15 members appears				If net loss is greater than 20% appears			If no report in 3 months appears in	When more than one year appears in	Number of repeat terms	Notes the officers that do not have appears in an active	If no report at 12 months red			
105829	GUANGDONG GUANG ZHOU RAY OF LIFE	06/16/2009	Active	45	0	0	0	0.00%	53		10			P,S,T,M,VP SC	24+			
118300	GUANGDONG GUANGHUA	11/09/2012	Active	42	0	0	0	0.00%	53		10			P,S,T,M,VP SC	N/A			
134328	Guangdong Guanghui	04/05/2018	Active	30	0	1	-1	-3.23%	32	7	10			P,S,T,M,VP SC	N/A			
134262	Guangdong Guangmin	03/30/2018	Active	23	0	0	0	0.00%	28		10			P,S,T,M,VP SC	N/A			
124002	Guangdong Guangshun	01/19/2015	Active	43	0	0	0	0.00%	44		15			P,S,T,M,VP SC	N/A			
124727	Guangdong Guanyigolf	04/30/2015	Active	36	0	0	0	0.00%	40		10			P,S,T,M,VP SC	N/A			
Exc Award (06/30/2017)																		
134301	Guangdong Gujing	04/03/2018	Active	26	13	0	13	100.00%	19		3	1	None	P,S,T,M,VP SC	N/A			
122873	Guangdong Haitian	07/31/2014	Active	39	0	0	0	0.00%	39		15			P,S,T,M,VP SC	N/A			
111724	GUANGDONG HAKKA	08/04/2011	Active	23	0	0	0	0.00%	24		10			P,S,T,M,VP SC	N/A			
127680	Guangdong Hanjiang	05/24/2016	Active	36	7	0	7	24.14%	36		3			P,S,T,M,VP SC	N/A			
111318	GUANGDONG HE XIE	06/08/2011	Active	43	0	4	-4	-8.51%	47	8	0			P,S,T,M,VP SC	N/A			
128951	Guangdong Heai	09/20/2016	Active	133	7	0	7	5.56%	145		3			P,S,T,M,VP SC	N/A			
135032	Guangdong HeChang	06/06/2018	Active	84	6	0	6	7.69%	82		3			P,S,T,M,VP SC	N/A			
129548	Guangdong Hedao	11/30/2016	Active	31	0	0	0	0.00%	39		10			P,S,T,M,VP SC	N/A			
127095	Guangdong Hengshun	03/17/2016	Active	29	0	0	0	0.00%	29		15			P,S,T,M,VP SC	N/A			
Exc Award (06/30/2017)																		
133741	Guangdong Hengze	01/29/2018	Active	28	2	0	2	7.69%	30		3			P,S,T,M,VP SC	N/A			
121839	Guangdong Hero	04/10/2014	Active	44	6	0	6	15.79%	38		3			P,S,T,M,VP SC	N/A			
118330	GUANGDONG HEXIEJIANKANG	11/20/2012	Active	33	0	0	0	0.00%	34		15			P,S,T,M,VP SC	N/A			
117471	GUANGDONG HEXIN	07/25/2012	Active	24	0	0	0	0.00%	25		10			P,S,T,M,VP SC	N/A			
132491	Guangdong Hongde	08/17/2017	Active	24	0	0	0	0.00%	24		15			P,S,T,M,VP SC	N/A			
129879	Guangdong Hongtouchuan	01/20/2017	Active	40	9	1	8	25.00%	32	0	1			P,S,T,M,VP SC	N/A			
107454	GUANGDONG HOPE	02/10/2010	Active	25	0	0	0	0.00%	27		10			P,S,T,M,VP SC	24+			
118387	GUANGDONG HOST JIANGMEN	11/29/2012	Active	47	8	0	8	20.51%	39		3			P,S,T,M,VP SC	N/A			



Club Health Assessment for District 381 through April 2025

			Status	Membership						Reports					Finance		LCIF
Club Number	Club Name	Charter Date		Current Member Count	YTD Members Added	YTD Members Dropped	YTD Net Growth	YTD Net Growth%	Member Count 12 Months Ago	Avg. length of service for dropped members	Months Since Last MMR ***	Yrs. Since Last Officer Report	President Rotation	Vice President Reported ****	Months Since Last Activity Report ***	Account Balance	Donations for current Fiscal Year
			Number of times on status quo within last two years	If below 15 members appears				If net loss is greater than 20% appears			If no report in 3 months appears in	When more than one year appears in	Number of repeat terms	Notes the officers that do not have an active	If no report at 12 months appears in red		
133734	Guangdong Ht-hold	01/26/2018	Active	26	0	0	0	0.00%	26		15			P,S,T,M,VP SC	N/A		
130509	Guangdong Huacheng	03/28/2017	Active	26	4	0	4	18.18%	30		3			P,S,T,M,VP SC	N/R		
125605	Guangdong Huasen	08/28/2015	Active	27	0	0	0	0.00%	27		15			P,S,T,M,VP SC	N/A		
134227	Guangdong Huawen	03/29/2018	Active	19	0	0	0	0.00%	24		10			P,S,T,M,VP SC	N/R		
128953	Guangdong Huaxian	09/23/2016	Active	28	2	0	2	7.69%	28		3			P,S,T,M,VP SC	N/A		
133723	Guangdong Huazhidu	01/26/2018	Active	48	5	0	5	11.63%	46		3			P,S,T,M,VP SC	N/A		
120853	Guangdong Huiai	12/02/2013	Active	38	0	0	0	0.00%	42		10			P,S,T,M,VP SC	N/A		\$1,000.00
Exc Award (06/30/2017)																	
121679	Guangdong Huicheng	03/26/2014	Active	14	0	0	0	0.00%	22		10			P,S,T,M,VP SC	N/A		
124006	Guangdong Huilong	01/19/2015	Active	22	0	0	0	0.00%	22		15			P,S,T,M,VP SC	N/A		
134228	Guangdong Huize	03/26/2018	Active	15	0	0	0	0.00%	19		10			P,S,T,M,VP SC	N/A		
128992	Guangdong Hushan	09/23/2016	Active	22	1	0	1	4.76%	24		3			P,S,T,M,VP SC	N/A		
128747	Guangdong Huying	08/26/2016	Active	48	0	0	0	0.00%	48		15			P,S,T,M,VP SC	N/A		
125606	Guangdong I Flying	08/11/2015	Active	27	9	0	9	50.00%	15		3			P,S,T,M,VP SC	N/A		
115323	GUANGDONG ILLUMINATE	10/26/2011	Active	48	0	0	0	0.00%	47		10			P,S,T,M,VP SC	N/A		
Exc Award (06/30/2017)																	
111583	GUANGDONG JIA DE	06/30/2011	Active	29	0	0	0	0.00%	29		21			P,S,T,M,VP SC	N/A		
122052	Guangdong Jia Ying	04/30/2014	Active	41	4	0	4	10.81%	37		3			P,S,T,M,VP SC	N/A		
116589	GUANGDONG JIA YUAN	04/17/2012	Active	44	0	0	0	0.00%	49		10			P,S,T,M,VP SC	N/A		
130239	Guangdong Jicheng	02/27/2017	Active	19	3	0	3	18.75%	23		2			P,S,T,M,VP SC	N/A		
120986	Guangdong Jinguo	12/18/2013	Active	20	0	0	0	0.00%	22		10			P,S,T,M,VP SC	24+		
127503	Guangdong Jinsha	05/16/2016	Active	26	0	0	0	0.00%	27		10			S,T,M,VP,SC	N/A		
Exc Award (06/30/2017)																	
119858	Guangdong Jinshi	06/27/2013	Active	36	1	0	1	2.86%	36		2			P,S,T,M,VP SC	N/A		
109711	GUANGDONG JIUSHAN	11/16/2010	Active	21	0	0	0	0.00%	30		9			P,S,T,M,VP SC	24+		
118386	GUANGDONG JIUZHOU	11/29/2012	Active	28	3	0	3	12.00%	28		3			P,S,T,M,VP SC	N/A		\$1,000.00



Club Health Assessment for District 381 through April 2025

			Status	Membership							Reports					Finance		LCIF
Club Number	Club Name	Charter Date		Current Member Count	YTD Members Added	YTD Members Dropped	YTD Net Growth	YTD Net Growth%	Member Count 12 Months Ago	Avg. length of service for dropped members	Months Since Last MMR ***	Yrs. Since Last Officer Report	President Rotation	Vice President Reported ****	Months Since Last Activity Report ***	Account Balance	Donations for current Fiscal Year	
			Number of times on status quo within last two years	If below 15 members appears					If net loss is greater than 20% appears		If no report in 3 months appears in	When more than one year appears in	Number of repeat terms	Notes the officers that do not have appears in an active	If no report at 12 months red			
119895	Guangdong Jucheng	06/28/2013	Active	31	10	0	10	47.62%	23		3			P,S,T,M,VP SC	N/A			
130227	Guangdong Juxian	02/24/2017	Active	22	6	0	6	37.50%	24		3			P,S,T,M,VP SC	N/A			
121844	Guangdong Kedu	04/10/2014	Active	34	9	0	9	36.00%	25		1			P,S,T,M,VP SC	N/A			
129620	Guangdong Kind Power	12/14/2016	Active	41	4	0	4	10.81%	38		3			P,S,T,M,VP SC	N/A			
119890	Guangdong Lanhaizhiguang	06/28/2013	Active	29	0	0	0	0.00%	29		15			P,S,T,M,VP SC	N/A			
101687	GUANGDONG LE SHAN	05/13/2008	Active	57	2	0	2	3.64%	55		6			P,S,T,M,VP SC	24+			
118084	GUANGDONG LEAI	10/22/2012	Active	37	0	0	0	0.00%	43		10			P,S,T,M,VP SC	N/A			
110411	GUANGDONG LEGEND	02/22/2011	Active	17	3	0	3	21.43%	25		3			P,S,T,M,VP SC	24+		\$1,000.00	
Exc Award (06/30/2017)																		
134269	Guangdong Lejia	03/30/2018	Active	22	0	0	0	0.00%	28		10			P,S,T,M,VP SC	N/A			
105826	GUANGDONG LIANDEZHUYUE	06/16/2009	Active	49	24	0	24	96.00%	25		2			P,S,T,M,VP SC	24+			
111116	GUANGDONG LIANG DU	05/19/2011	Active	31	3	0	3	10.71%	28		3			P,S,T,M,VP SC	24+			
120988	Guangdong Lianjiang	12/18/2013	Active	95	12	1	11	13.10%	85	11	1			P,S,T,M,VP SC	N/A			
130224	Guangdong Life Guidance	02/24/2017	Cancelled(8*)	0	0	0	0	0.00%	16		10	1	None	P,S,T,M,VP SC	N/A	90+ Days		
120761	Guangdong Lily	11/15/2013	Active	25	0	0	0	0.00%	36		10			P,S,T,M,VP SC	N/A			
134261	Guangdong Longcheng	03/30/2018	Active	35	9	0	9	34.62%	29		3			P,S,T,M,VP SC	N/A			
124005	Guangdong Longdu	01/19/2015	Active	21	3	0	3	16.67%	23		3			P,S,T,M,VP SC	N/A			
132924	Guangdong Longteng	10/25/2017	Active	26	0	0	0	0.00%	31		10			P,S,T,M,VP SC	N/A			
134260	Guangdong Longwan	04/13/2018	Active	28	0	0	0	0.00%	28		15			P,S,T,M,VP SC	N/A		\$1,000.00	
124011	Guangdong Longzhu	01/20/2015	Active	39	11	0	11	39.29%	27		2			P,S,T,M,VP SC	N/A			
Exc Award (06/30/2017)																		
119278	GUANGDONG LOVE SEA	05/02/2013	Active	6	0	0	0	0.00%	15		10			P,S,T,M,VP SC	N/A			
112077	GUANGDONG LOVE STRENGTH	08/22/2011	Active	37	0	0	0	0.00%	40		10			P,S,T,M,VP SC	N/A			
122871	Guangdong Loyalty	07/31/2014	Active	27	0	0	0	0.00%	27		15			P,S,T,M,VP SC	N/A			
130247	Guangdong Luofu Mountain	02/28/2017	Active	26	2	0	2	8.33%	29		3			P,S,T,M,VP SC	N/A			



Club Health Assessment for District 381 through April 2025

			Status	Membership						Reports					Finance		LCIF
Club Number	Club Name	Charter Date		Current Member Count	YTD Members Added	YTD Members Dropped	YTD Net Growth	YTD Net Growth%	Member Count 12 Months Ago	Avg. length of service for dropped members	Months Since Last MMR ***	Yrs. Since Last Officer Report	President Rotation	Vice President Reported ****	Months Since Last Activity Report ***	Account Balance	Donations for current Fiscal Year
			Number of times on status quo within last two years	If below 15 members appears				If net loss is greater than 20% appears			If no report in 3 months appears in	When more than one year appears in	Number of repeat terms	Notes the officers that do not have an active	If no report at 12 months red		
126827	Guangdong Lying Kun	02/09/2016	Active	21	0	0	0	0.00%	25		10			P,S,T,M,VP SC	N/A		
127702	Guangdong Meiye	05/26/2016	Active	25	4	0	4	19.05%	28		3			P,S,T,M,VP SC	N/A		
118715	GUANGDONG MINGEN	02/04/2013	Active	21	3	0	3	16.67%	23		2			P,S,T,M,VP SC	N/A		
123338	Guangdong Mingren	10/10/2014	Active	36	6	0	6	20.00%	28		2	1	None	P,S,T,M,VP SC	N/A		
124725	Guangdong Mingyang	04/30/2015	Active	23	0	0	0	0.00%	27		10			P,S,T,M,VP SC	N/A		
123345	Guangdong Mingze	10/10/2014	Active	51	1	6	-5	-8.93%	58	8	0			P,S,T,M,VP SC	N/A		
122258	Guangdong Mingzhu	05/19/2014	Active	26	3	0	3	13.04%	25		3			P,S,T,M,VP SC	N/A		
123343	Guangdong Moolove	10/10/2014	Active	31	0	0	0	0.00%	39		10			P,S,T,M,VP SC	N/R		
135043	Guangdong Nansha Bay	06/07/2018	Active	17	0	0	0	0.00%	23		10	1	None	P,S,T,M,VP SC	N/A		
109712	GUANGDONG OASIS	11/16/2010	Active	57	0	0	0	0.00%	61		10			P,S,T,M,VP SC	24+		
126367	Guangdong Panshan	12/17/2015	Active	33	6	0	6	22.22%	32		3			P,S,T,M,VP SC	N/A		
106747	GUANGDONG PEARL OF THE FLOWER CITY	10/15/2009	Active	46	0	0	0	0.00%	46		15			P,S,T,M,VP SC	24+		
110231	GUANGDONG PING AN	01/27/2011	Active	33	0	0	0	0.00%	33		10			P,S,T,M,VP SC	24+		
123339	Guangdong Puguang	10/10/2014	Active	35	0	0	0	0.00%	39		10	1	None	P,S,T,M,VP SC	N/A		
110703	GUANGDONG QI HANG	04/04/2011	Active	27	0	0	0	0.00%	27		15			P,S,T,M,VP SC	24+		
106741	GUANGDONG QIANJIN	10/15/2009	Active	30	0	0	0	0.00%	35		10			P,S,T,M,VP SC	24+		
130547	GUANGDONG QIAODU	03/28/2017	Active	30	2	0	2	7.14%	34		3			P,S,T,M,VP SC	N/A		
127701	Guangdong Qichang	05/26/2016	Active	37	14	0	14	60.87%	27		3			P,S,T,M,VP SC	N/A		
124330	Guangdong Qichen	04/27/2015	Active	28	0	0	0	0.00%	30		10			P,S,T,M,VP SC	N/A		
117476	GUANGDONG QIJIANG	07/25/2012	Active	31	5	0	5	19.23%	29		3			P,S,T,M,VP SC	24+		
121677	Guangdong Qingcheng	03/26/2014	Active	27	0	0	0	0.00%	31		10			P,S,T,M,VP SC	N/A		
128954	Guangdong Qingtian	09/21/2016	Active	27	0	0	0	0.00%	30		10			P,S,T,M,VP SC	N/A		
120227	Guangdong Rastar	08/27/2013	Active	33	0	0	0	0.00%	36		10			P,S,T,M,VP SC	24+		
129911	Guangdong Renhe	01/24/2017	Active	39	0	0	0	0.00%	40		15			P,S,T,M,VP SC	N/A		
133732	Guangdong Rising Sun	01/26/2018	Active	15	0	0	0	0.00%	21		10			P,S,T,M,VP SC	N/A		



Club Health Assessment for District 381 through April 2025

			Status	Membership						Reports					Finance		LCIF
Club Number	Club Name	Charter Date		Current Member Count	YTD Members Added	YTD Members Dropped	YTD Net Growth	YTD Net Growth%	Member Count 12 Months Ago	Avg. length of service for dropped members	Months Since Last MMR ***	Yrs. Since Last Officer Report	President Rotation	Vice President Reported ****	Months Since Last Activity Report ***	Account Balance	Donations for current Fiscal Year
			Number of times on status quo within last two years	If below 15 members appears				If net loss is greater than 20% appears			If no report in 3 months appears in	When more than one year appears in	Number of repeat terms	Notes the officers that do not have an active	If no report at 12 months appears in red		
132948	Guangdong Rongda	10/30/2017	Active	26	3	0	3	13.04%	27		3			P,S,T,M,VP SC	N/A		
129878	Guangdong Ronghong	01/31/2017	Active	32	2	0	2	6.67%	29		3			P,S,T,M,VP SC	N/A		
132560	Guangdong Rongjiang	08/25/2017	Active	40	11	0	11	37.93%	33		3			P,S,T,M,VP SC	N/A		
127428	Guangdong Ruoshuinvzi	04/28/2016	Active	18	0	0	0	0.00%	23		10			P,S,T,M,VP SC	N/A		
115912	GUANGDONG SAILING	01/25/2012	Active	21	0	0	0	0.00%	27		10		None	P,S,T,M,VP SC	N/A		
120225	Guangdong Sea Turtle	08/27/2013	Active	11	0	0	0	0.00%	18		10	1	None	P,S,T,M,VP SC	N/A		
131121	Guangdong Shan Mei	05/31/2017	Active	36	4	0	4	12.50%	32		3			P,S,T,M,VP SC	N/A		
133727	Guangdong Shangai	01/29/2018	Active	32	2	0	2	6.67%	35		3			P,S,T,M,VP SC	N/A		
118076	GUANGDONG SHANGSHAN	10/22/2012	Active	26	0	0	0	0.00%	26		21		None	P,S,T,M,VP SC	24+		
134258	Guangdong Shanren	03/30/2018	Active	41	0	0	0	0.00%	41		21			P,S,T,M,VP SC	N/A		
129877	Guangdong Shanwei	01/24/2017	Active	34	0	0	0	0.00%	34		15			P,S,T,M,VP SC	N/A		
124328	Guangdong Shanxin	04/27/2015	Active	29	5	0	5	20.83%	24		3			P,S,T,M,VP SC	N/A		
Exc Award (06/30/2017)																	
123335	Guangdong Shanxing	10/10/2014	Active	30	0	0	0	0.00%	31		10			P,S,T,M,VP SC	N/A		
118078	GUANGDONG SHANYUAN	10/22/2012	Active	33	0	0	0	0.00%	33		15			P,S,T,M,VP SC	N/A		
123998	Guangdong Shaohua	01/19/2015	Active	26	9	0	9	52.94%	18		3			P,S,T,M,VP SC	N/A		
131290	Guangdong Shaozhou	06/13/2017	Active	43	6	3	3	7.50%	41	5	0			P,S,T,M,VP SC	N/A		
115916	GUANGDONG SHENGDE	01/24/2012	Active	19	6	0	6	46.15%	17		0			P,S,T,M,VP SC	24+		
134231	Guangdong Shicheng	03/30/2018	Active	28	0	0	0	0.00%	31		10			P,S,T,M,VP SC	N/A		
121689	Guangdong Shishan	03/27/2014	Active	30	0	0	0	0.00%	34		10			P,S,T,M,VP SC	N/A		
Exc Award (06/30/2017)																	
130925	Guangdong ShunHe	05/15/2017	Active	38	0	0	0	0.00%	38		15			P,S,T,M,VP SC	N/A		
121690	Guangdong Siji	03/27/2014	Active	90	0	0	0	0.00%	112		9			P,S,T,M,VP SC	N/A		
128955	Guangdong Songshanhu	09/28/2016	Active	43	0	0	0	0.00%	47		10			P,S,T,M,VP SC	N/A		
118327	GUANGDONG SPIRIT	11/20/2012	Active	27	0	1	-1	-3.57%	32	14	10			P,S,T,M,VP SC	N/A		



Club Health Assessment for District 381 through April 2025

			Status	Membership							Reports					Finance		LCIF
Club Number	Club Name	Charter Date		Current Member Count	YTD Members Added	YTD Members Dropped	YTD Net Growth	YTD Net Growth%	Member Count 12 Months Ago	Avg. length of service for dropped members	Months Since Last MMR ***	Yrs. Since Last Officer Report	President Rotation	Vice President Reported ****	Months Since Last Activity Report ***	Account Balance	Donations for current Fiscal Year	
			Number of times on status quo within last two years	If below 15 members appears				If net loss is greater than 20% appears			If no report in 3 months appears in	When more than one year appears in	Number of repeat terms	Notes the officers that do not have an active	If no report at 12 months appears in red			
134256	Guangdong Star	03/29/2018	Active	19	3	0	3	18.75%	21		3			P,S,T,M,VP SC	N/A			
122261	Guangdong Sunrise	05/19/2014	Active	27	0	0	0	0.00%	29		10			P,S,T,M,VP SC	N/A		\$1,000.00	
118714	GUANGDONG SUN'S ANGEL	02/04/2013	Active	30	0	0	0	0.00%	32		7			P,S,T,M,VP SC	24+			
129897	Guangdong Swing for Love	01/18/2017	Active	26	5	0	5	23.81%	21		1			S,T,M,VP,SC	N/A			
121841	Guangdong Tai Yang	04/10/2014	Active	29	1	5	-4	-12.12%	43	7	1			P,S,T,M,VP SC	N/A			
131295	Guangdong Tan Nan Leading	06/13/2017	Active	28	3	0	3	12.00%	26		3			P,S,T,M,VP SC	N/A			
123999	Guangdong Tang	01/19/2015	Active	27	0	1	-1	-3.57%	30	10	0			P,S,T,M,VP SC	N/A			
133763	Guangdong Tangxuan	01/29/2018	Active	28	4	0	4	16.67%	24		0			S,T,M,VP,SC	N/A			
106190	GUANGDONG THANKSGIVING	08/07/2009	Active	49	0	0	0	0.00%	49		15			P,S,T,M,VP SC	24+			
129595	Guangdong Tiandao	12/09/2016	Active	28	6	0	6	27.27%	23		0			P,S,T,M,VP SC	N/A			
120226	Guangdong Tianliang	08/27/2013	Active	34	6	0	6	21.43%	31		0			P,S,T,M,VP SC	N/A			
117478	GUANGDONG TIANXINGJIAN	07/26/2012	Active	18	0	0	0	0.00%	23		10	1	None	P,S,T,M,VP SC	N/A			
121691	Guangdong Tie Fu	03/27/2014	Active	54	7	0	7	14.89%	47		3			S,T,M,VP,SC	N/A			
124326	Guangdong Tie Shan Lan	04/27/2015	Active	28	1	0	1	3.70%	41		3			P,S,T,M,VP SC	N/A			
131289	GUANGDONG TIEJUN	06/13/2017	Active	28	1	0	1	3.70%	25		6			P,S,T,M,VP SC	N/A			
130497	Guangdong Together With One Heart	03/31/2017	Active	35	1	0	1	2.94%	35		6			P,S,T,M,VP SC	N/A			
111541	GUANGDONG TONG XIN	06/29/2011	Active	27	1	0	1	3.85%	26		0			P,S,T,M,VP SC	N/A		\$1,000.00	
Exc Award (06/30/2017)																		
118087	GUANGDONG TONGDE	10/22/2012	Active	54	0	0	0	0.00%	54		10			P,S,T,M,VP SC	N/A			
124726	Guangdong Tongji	04/30/2015	Active	35	1	0	1	2.94%	43		3			P,S,T,M,VP SC	N/A			
106191	GUANGDONG VIRTUE & WISDOM	08/07/2009	Active	28	3	0	3	12.00%	25		3			P,S,T,M,VP SC	24+			
123340	Guangdong Wanan	10/10/2014	Active	31	0	0	0	0.00%	38		10			P,S,T,M,VP SC	N/A			
Exc Award (06/30/2017, 06/30/2023)																		
112078	GUANGDONG WANLV LAKE	08/23/2011	Active	37	0	0	0	0.00%	44		10			P,S,T,M,VP SC	N/A			
125308	Guangdong Weilong	07/16/2015	Active	28	6	0	6	27.27%	24		3			P,S,T,M,VP SC	N/A			



Club Health Assessment for District 381 through April 2025

			Status	Membership							Reports					Finance		LCIF
Club Number	Club Name	Charter Date		Current Member Count	YTD Members Added	YTD Members Dropped	YTD Net Growth	YTD Net Growth%	Member Count 12 Months Ago	Avg. length of service for dropped members	Months Since Last MMR ***	Yrs. Since Last Officer Report	President Rotation	Vice President Reported ****	Months Since Last Activity Report ***	Account Balance	Donations for current Fiscal Year	
			Number of times on status quo within last two years	If below 15 members appears				If net loss is greater than 20% appears			If no report in 3 months appears in	When more than one year appears in	Number of repeat terms	Notes the officers that do not have appears in an active	If no report at 12 months red			
Exc Award (06/30/2017)																		
132946	Guangdong Wingchun	10/30/2017	Active	35	1	0	1	2.94%	36		4			P,S,T,M,VP SC	N/A		\$11,000.00	
119898	Guangdong Wisdom Core	06/28/2013	Active	31	4	0	4	14.81%	29		0			P,S,T,M,VP SC	N/A			
127005	Guangdong Wish Star	04/06/2016	Active	33	0	0	0	0.00%	35		9			P,S,T,M,VP SC	N/A			
133753	Guangdong Wutong	01/29/2018	Active	31	0	0	0	0.00%	36		10			P,S,T,M,VP SC	N/A			
122053	Guangdong Wuyi	04/30/2014	Active	22	4	0	4	22.22%	20		3			P,S,T,M,VP SC	N/A			
123341	Guangdong Xiangjiang	10/10/2014	Active	33	2	0	2	6.45%	31		3			P,S,T,M,VP SC	N/A		\$1,000.00	
Exc Award (06/30/2023)																		
129151	Guangdong Xiao Tian Xia	10/20/2016	Active	27	0	0	0	0.00%	27		15			P,S,T,M,VP SC	N/A			
127096	Guangdong Xiaode	03/17/2016	Cancelled(8*)	0	0	0	0	0.00%	16		10	1	None	P,S,T,M,VP SC	N/A	90+ Days		
134229	Guangdong Xiaoxing	03/26/2018	Active	39	4	0	4	11.43%	45		0			P,S,T,M,VP SC	N/A			
110499	GUANGDONG XING FU	03/02/2011	Active	30	3	0	3	11.11%	30		3			P,S,T,M,VP SC	24+			
111110	GUANGDONG XING HAI	05/18/2011	Active	40	0	2	-2	-4.76%	47	7	9			P,S,T,M,VP SC	24+			
121842	Guangdong Xingfengjiang	04/10/2014	Active	26	0	0	0	0.00%	28		10			P,S,T,M,VP SC	N/A			
124329	GUANGDONG XINGHE	04/27/2015	Active	20	0	0	0	0.00%	21		11			P,S,T,M,VP SC	N/A			
134918	Guangdong XingHuo	05/30/2018	Active	24	4	0	4	20.00%	23		3			P,S,T,M,VP SC	N/R			
133765	Guangdong Xingzhou	01/29/2018	Active	27	1	0	1	3.85%	26		3			P,S,T,M,VP SC	N/A			
130929	Guangdong XiYue	05/15/2017	Active	27	4	0	4	17.39%	24		0			P,S,T,M,VP SC	N/A		\$1,000.00	
120229	Guangdong Yandu	08/27/2013	Active	30	4	0	4	15.38%	32		3			P,S,T,M,VP SC	N/A			
Exc Award (06/30/2017)																		
130923	Guangdong YangGuangJianKang	05/15/2017	Active	18	5	0	5	38.46%	16		3			S,T,M,VP,SC	N/A			
130520	GUANGDONG YANGMING	03/28/2017	Active	49	25	0	25	104.17%	26		2			P,S,T,M,VP SC	N/A			
120763	Guangdong Yangshan	11/15/2013	Active	33	0	0	0	0.00%	33		15			P,S,T,M,VP SC	N/A			
Exc Award (06/30/2017)																		
133738	Guangdong Yangxin	01/29/2018	Active	13	0	0	0	0.00%	17		10			P,S,T,M,VP SC	N/A			
133736	Guangdong Yayuan	01/29/2018	Active	29	2	0	2	7.41%	31		3	1	None	P,S,T,M,VP SC	N/A			




Club Health Assessment for District 381 through April 2025

			Status	Membership						Reports					Finance		LCIF				
Club Number	Club Name	Charter Date		Current Member Count	YTD Members Added	YTD Members Dropped	YTD Net Growth	YTD Net Growth%	Member Count 12 Months Ago	Avg. length of service for dropped members	Months Since Last MMR ***	Yrs. Since Last Officer Report	President Rotation	Vice President Reported ****	Months Since Last Activity Report ***	Account Balance	Donations for current Fiscal Year				
			Number of times on status quo within last two years	If below 15 members appears					If net loss is greater than 20% appears						If no report in 3 months appears in	When more than one year appears in	Number of repeat terms	Notes the officers that do not have appears in an active	If no report at 12 months red		
129875	Guangdong Ying Shi	01/25/2017	Active	14	6	0	6	75.00%	15		3				P,S,T,M,VP SC	N/A					
134345	Guangdong Yinping	04/16/2018	Active	38	0	0	0	0.00%	40		10				P,S,T,M,VP SC	N/A					
126497	Guangdong Youwei	01/08/2016	Active	35	0	0	0	0.00%	48		10				P,S,T,M,VP SC	N/A					
Exc Award (06/30/2017)																					
131291	Guangdong Yuanmeng	06/13/2017	Active	47	0	0	0	0.00%	58		10				P,S,T,M,VP SC	N/A					
Exc Award (06/30/2023)																					
124728	Guangdong Yue Long	06/19/2015	Active	34	4	0	4	13.33%	31		3				P,S,T,M,VP SC	N/A					
126549	Guangdong Yue Meng	01/27/2016	Active	27	0	0	0	0.00%	27		11	2	None		P,S,T,M,VP SC	N/A					
111114	GUANGDONG YUE QI	05/18/2011	Active	30	0	0	0	0.00%	32		10				P,S,T,M,VP SC	24+					
111111	GUANGDONG YUE XIN	05/18/2011	Active	19	0	0	0	0.00%	23		10				P,S,T,M,VP SC	24+		\$1,000.00			
134913	Guangdong YueChuan	06/01/2018	Active	34	3	0	3	9.68%	31		6				P,S,T,M,VP SC	N/A					
119902	Guangdong Yuehe	06/29/2013	Active	29	0	0	0	0.00%	29		15				P,S,T,M,VP SC	N/A					
121059	Guangdong Yuexi	12/30/2013	Active	29	2	0	2	7.41%	34		3				P,S,T,M,VP SC	N/A		\$1,000.00			
Exc Award (06/30/2017)																					
130498	Guangdong Yunai	03/22/2017	Active	21	2	0	2	10.53%	28		3				P,S,T,M,VP SC	N/A					
122872	Guangdong Zhao Yang	07/31/2014	Active	29	1	0	1	3.57%	31		3				P,S,T,M,VP SC	N/A					
120852	Guangdong Zhaohui	12/02/2013	Active	25	1	0	1	4.17%	28		3				P,S,T,M,VP SC	N/A					
131133	Guangdong Zheng He	06/02/2017	Active	38	0	0	0	0.00%	42		10				P,S,T,M,VP SC	N/A		\$1,000.00			
126498	Guangdong Zhengdao	01/08/2016	Active	20	0	0	0	0.00%	21		10				P,S,T,M,VP SC	N/A					
120759	Guangdong Zhengde	11/14/2013	Active	23	1	0	1	4.55%	23		3				P,S,T,M,VP SC	N/A					
Exc Award (06/30/2017)																					
124076	Guangdong Zhenhua	01/27/2015	Active	20	0	0	0	0.00%	21		10				P,S,T,M,VP SC	N/A					
120983	Guangdong ZhiFei	12/18/2013	Active	32	2	0	2	6.67%	30		3				S,T,M,VP,SC	N/A					
134232	Guangdong Zhixiang	03/30/2018	Active	39	1	0	1	2.63%	38		3				P,S,T,M,VP SC	N/A					
121693	Guangdong Zhixing	03/27/2014	Active	52	6	0	6	13.04%	48		3				P,S,T,M,VP SC	N/A					
120856	Guangdong Zhong Yang	12/02/2013	Active	23	6	0	6	35.29%	18		3				P,S,T,M,VP SC	N/A					



Club Health Assessment for District 381 through April 2025

			Status	Membership						Reports				Finance	LCIF		
Club Number	Club Name	Charter Date		Current Member Count	YTD Members Added	YTD Members Dropped	YTD Net Growth	YTD Net Growth%	Member Count 12 Months Ago	Avg. length of service for dropped members	Months Since Last MMR ***	Yrs. Since Last Officer Report	President Rotation	Vice President Reported *****	Months Since Last Activity Report ***	Account Balance	Donations for current Fiscal Year
			Number of times on status quo within last two years	If below 15 members appears			If net loss is greater than 20% appears				If no report in 3 months appears in	When more than one year appears in	Number of repeat terms	Notes the officers that do not have an active	If no report at 12 months appears in red		
123342	Guangdong Zhongai	10/10/2014	Active	17	0	0	0	0.00%	24		10	1	None	P,S,T,M,VP SC	N/A		
133742	Guangdong Zhongdahuashang	01/29/2018	Active	47	1	0	1	2.17%	57		3			P,S,T,M,VP SC	N/A		
130954	GUANGDONG ZHONGLIAN	05/12/2017	Active	19	2	0	2	11.76%	24		3			P,S,T,M,VP SC	N/A		
127006	Guangdong Zhongmao	03/09/2016	Active	40	2	0	2	5.26%	38		3			P,S,T,M,VP SC	N/A		
133739	Guangdong Zhongqing	01/29/2018	Active	30	6	0	6	25.00%	23		3			P,S,T,M,VP SC	N/A		
129880	Guangdong Zhongzhan	01/25/2017	Active	27	4	0	4	17.39%	26		3			P,S,T,M,VP SC	N/A		
133735	Guangdong Zhufei	01/26/2018	Active	30	3	1	2	7.14%	28	2	1			P,S,T,M,VP SC	N/A		
116126	GUANGZHOU GUANGDONG COMPANION	02/20/2012	Active	22	0	0	0	0.00%	24		10			P,S,T,M,VP SC	N/A		
116577	GUANGZHOU GUANGDONG XIN YUAN	04/16/2012	Active	24	0	0	0	0.00%	28		10			P,S,T,M,VP SC	N/A		\$1,000.00
128952	Guangzhou Love Sunshine	09/23/2016	Active	31	0	0	0	0.00%	31		18			P,S,T,M,VP SC	N/A		

Clubs Cancelled Previous Fiscal Year – Clubs Cancelled within last 12 months may be reinstated

Club Number	Club Name	Charter Date	Current Status*	Cancellation Date
101051	CHINA GUANGDONG SUNSHINE	01/23/2008	Cancelled(6*)	11/29/2023
132490	Guangdong Garden	08/17/2017	Cancelled(6*)	11/29/2023
123337	Guangdong Jianaipengfei	10/10/2014	Cancelled(6*)	11/29/2023

Current Total Clubs Count	YTD New Clubs Count	YTD Cancelled Clubs Count	YTD Net Club Gain	Current Total Members Count	YTD Add	YTD Drop	YTD Net Growth	YTD Net Growth %	Member Count 12 Months Ago	Average Member Count Per Club	% of Clubs with less than 20 members	% No MMR in 3 Months	% No Officer Report in 12 Months	% of Clubs with balance 90+ days	Number of Clubs in Status Quo	% Status Quo Clubs in Financial Suspension	Number of Cancelled Clubs	Average Cancelled Club Age	Members Lost Due to Cancellation	% of Clubs Cancelled for Non-Financial Reasons
277	0	2	-2	8,877	598	35	563	6.77%	9,218	32	10%	86%	5%	0%	0	0%	2	24	0	0%

* - P - Priority Club. Cancellation Reasons: 1-Objectives/conduct, 2-Non-active club, 5-Non-existing club, 6-Disbanding, 7-Merger, 8-Financial Suspension, 9-District/Multiple District Dues.

** - Abbreviation: P-President, S-Secretary, T-Treasurer, M-Member Chairperson, VP-First Vice President, MC-Communications Chairperson, SC-Service Chairperson

*** - Abbreviation: N/R - Never reported using the Lions Clubs website, N/A - Not applicable, No password registered for the Lions Clubs website.

**** - Abbreviation: N - New, IP - Immediate Past, R - Repeat.



Club Health Assessment for District 390 through April 2025

			Status	Membership							Reports					Finance		LCIF
Club Number	Club Name	Charter Date		Current Member Count	YTD Members Added	YTD Members Dropped	YTD Net Growth	YTD Net Growth%	Member Count 12 Months Ago	Avg. length of service for dropped members	Months Since Last MMR ***	Yrs. Since Last Officer Report	President Rotation	Vice President Reported ****	Months Since Last Activity Report ***	Account Balance	Donations for current Fiscal Year	
			Number of times on status quo within last two years	If below 15 members appears				If net loss is greater than 20% appears			If no report in 3 months appears in	When more than one year appears in	Number of repeat terms	Notes the officers that do not have appears in an active	If no report at 12 months red			
Clubs less than two years old																		
179343	Sichuan Baxian Qingyuan	12/10/2024	Active	29	29	0	29	100.00%	0		0		None	N	P,SC	N/A		
177830	Sichuan Bicheng	11/05/2024	Active	31	31	0	31	100.00%	0		0			N	M,SC	N/A		
157123	Sichuan Fenghuang	01/15/2024	Active	36	4	0	4	12.50%	32		0		2	N	T,VP,SC	N/A		
181212	Sichuan Jiangzhou	03/19/2025	Newly Chartered	29	29	0	29	100.00%	0		0			N	M,VP,SC	N/A		
179347	Sichuan Kejicheng	12/05/2024	Active	29	29	0	29	100.00%	0		0			N	SC	N/A		
156776	Sichuan Panshi	01/10/2024	Active	35	10	0	10	40.00%	29		0		2		P,T,M,VP,SC	N/A		
181214	Sichuan Ren'ai	03/19/2025	Newly Chartered	25	26	1	25	100.00%	0	0	0			N	M,VP,SC	N/A		
181795	Sichuan Sanxiazhidian	04/21/2025	Newly Chartered	27	27	0	27	100.00%	0		0			N	M,VP,SC	N/A		
181217	Sichuan Shengming Shu	04/07/2025	Newly Chartered	25	25	0	25	100.00%	0		0			N	M,VP,SC	N/A		
177829	Sichuan Shiai Qihang	12/10/2024	Active	32	32	0	32	100.00%	0		0			N	T,M,VP,SC	N/A		
180098	Sichuan Si Yuan	12/26/2024	Active	32	32	0	32	100.00%	0		0			N	S,T,M,VP,SC	N/A	90+ Days	
181793	Sichuan Starry Sky	04/21/2025	Newly Chartered	27	27	0	27	100.00%	0		0			N	M,SC	N/A		
181215	Sichuan Tianfu Fuchuan	03/19/2025	Newly Chartered	28	28	0	28	100.00%	0		0			N	M,VP,SC	N/A		
181794	Sichuan TongRen QianTai	04/21/2025	Newly Chartered	25	25	0	25	100.00%	0		0			N	M,VP,SC	N/A		
181216	Sichuan Tongxing	04/11/2025	Newly Chartered	25	25	0	25	100.00%	0		0			N	M,VP,SC	N/A		
179354	Sichuan Yan Du	12/10/2024	Active	28	28	0	28	100.00%	0		0			N	SC	N/A		
171653	Sichuan Yazhou	06/29/2024	Active	29	4	0	4	16.00%	0		0		2	R	T,M,VP,SC	N/A		
181211	Sichuan Yuansheng	03/19/2025	Newly Chartered	26	26	0	26	100.00%	0		0			N	M,VP,SC	N/A		
Clubs more than two years old																		
122103	Sichuan Bashu	05/07/2014	Active	37	6	0	6	19.35%	35		0			N	P,S,T,M,VP SC	N/A	\$1,000.00	



Club Health Assessment for District 390 through April 2025

Club Number	Club Name	Charter Date	Status	Membership							Reports					Finance	LCIF
				Current Member Count	YTD Members Added	YTD Members Dropped	YTD Net Growth	YTD Net Growth%	Member Count 12 Months Ago	Avg. length of service for dropped members	Months Since Last MMR ***	Yrs. Since Last Officer Report	President Rotation	Vice President Reported ****	Months Since Last Activity Report ***	Account Balance	Donations for current Fiscal Year
			Number of times on status quo within last two years	If below 15 members appears				If net loss is greater than 20% appears			If no report in 3 months appears in	When more than one year appears in	Number of repeat terms	Notes the officers that do not have an active	If no report at 12 months appears in red		
124197	Sichuan Bayu	03/04/2015	Active	42	3	0	3	7.69%	38		0			N	P,S,M,VP,SC	N/A	\$1,000.00
122112	Sichuan Chang River	05/08/2014	Active	33	2	5	-3	-8.33%	32	5	0			N	P,S,T,M,VP SC	N/A	90+ Days
124652	Sichuan China Dream of Shiai	04/27/2015	Active	34	5	0	5	17.24%	36		0			N	P,S,T,M,VP SC	N/A	\$1,000.00
123225	Sichuan Chunxi Road	09/29/2014	Active	30	3	1	2	7.14%	30	7	0		None	N	P,S,T,M,VP SC	N/A	90+ Days
133235	Sichuan Deng Cheng	12/07/2017	Active	24	2	5	-3	-11.11%	25	2	0		None	N	P,S,T,M,VP SC	N/A	\$1,000.00
Exc Award (06/30/2024)																	
122069	Sichuan Dongpo	05/02/2014	Active	40	10	0	10	33.33%	29		0		None	N	P,S,T,M,VP SC	N/A	
135411	Sichuan Fei Ying	06/26/2018	Active	43	12	0	12	38.71%	32		0			N	P,S,T,M,VP SC	N/A	\$2,000.00
122110	Sichuan Golf	05/08/2014	Active	29	3	0	3	11.54%	31		0			N	P,T,M,VP,SC	N/A	
130495	Sichuan Gu Yan	03/24/2017	Active	34	2	0	2	6.25%	29		0			N	P,S,T,M,VP SC	N/A	\$1,000.00
133237	Sichuan Guang Ming Xing	11/30/2017	Active	36	11	0	11	44.00%	31		0		None	N	P,S,T,M,VP SC	N/A	\$1,000.00
128751	Sichuan Guocheng	08/31/2016	Active	37	1	0	1	2.78%	37		6		None	N	P,S,T,M,VP SC	N/A	\$1,000.00
133233	Sichuan Happy	11/28/2017	Active	31	10	0	10	47.62%	23		0			N	P,S,T,M,VP SC	N/A	
122088	Sichuan Happy Sunshine	05/06/2014	Active	52	7	0	7	15.56%	48		0			N	P,S,T,M,VP SC	24+	90+ Days
Exc Award (06/30/2016, 06/30/2019)																	
122068	Sichuan Hongzhou Shiai	05/02/2014	Active	29	3	0	3	11.54%	28		6		None	N	P,S,T,M,VP SC	N/A	
129136	Sichuan Ivy	10/28/2016	Active	44	11	0	11	33.33%	33		0			N	P,S,T,M,VP SC	N/A	90+ Days
122089	Sichuan Jia Zhou	05/06/2014	Active	50	6	0	6	13.64%	43		0		None	N	P,S,T,M,VP SC	N/A	
122070	Sichuan Jiaozi	05/21/2014	Active	45	26	0	26	136.84%	8		0			N	P,S,T,M,VP SC	N/A	
125051	Sichuan Jin Shi	06/05/2015	Active	49	7	5	2	4.26%	45	2	0		None		P,S,T,M,VP SC	N/A	\$2,000.00
133234	Sichuan Jing Cheng	11/28/2017	Active	30	2	0	2	7.14%	27		2		None	N	P,S,T,M,VP SC	N/A	
133737	Sichuan Jiu Du Shi Ai	01/29/2018	Active	58	13	2	11	23.40%	51	1	0		None	N	P,S,T,M,VP SC	N/A	\$3,000.00
130778	Sichuan Juan Cheng	04/24/2017	Active	33	6	0	6	22.22%	33		0			N	P,S,T,M,VP SC	N/A	
129968	Sichuan Le Huo	01/30/2017	Active	27	2	0	2	8.00%	25		6			N	P,S,T,M,VP SC	N/A	
133761	Sichuan Le Shan	01/31/2018	Active	27	4	0	4	17.39%	27		0		None	N	P,S,T,M,VP SC	N/A	



Club Health Assessment for District 390 through April 2025

			Status	Membership							Reports					Finance		LCIF
Club Number	Club Name	Charter Date		Current Member Count	YTD Members Added	YTD Members Dropped	YTD Net Growth	YTD Net Growth%	Member Count 12 Months Ago	Avg. length of service for dropped members	Months Since Last MMR ***	Yrs. Since Last Officer Report	President Rotation	Vice President Reported ****	Months Since Last Activity Report ***	Account Balance	Donations for current Fiscal Year	
			Number of times on status quo within last two years	If below 15 members appears					If net loss is greater than 20% appears		If no report in 3 months appears in	When more than one year appears in	Number of repeat terms	Notes the officers that do not have an active	If no report at 12 months appears in red			
133243	Sichuan Li Hong	11/28/2017	Active	38	0	0	0	0.00%	36		10			N	P,S,T,M,VP SC	N/A	90+ Days	
124654	Sichuan Mian Zhou	04/28/2015	Active	38	3	0	3	8.57%	35		0		None	N	P,S,T,M,VP SC	N/A		\$1,000.00
122241	Sichuan Mianyang Self-Improvement	05/16/2014	Active	53	5	5	0	0.00%	41	8	0		None	N	P,S,T,M,VP SC	N/A		\$2,000.00
122252	Sichuan Panda	05/19/2014	Active	36	2	0	2	5.88%	32		0			N	P,T,M,VP,SC	N/A		\$2,200.00
Exc Award (06/30/2019)																		
124650	Sichuan Red Leaves	06/26/2015	Active	27	9	0	9	50.00%	24		2		None	N	P,S,T,M,VP SC	N/A		\$1,000.00
122253	Sichuan Rong Cheng	05/19/2014	Active	42	18	2	16	61.54%	30	2	0			N	P,S,T,M,VP SC	N/A		\$1,000.00
124653	Sichuan Rongzhou Aixin	04/27/2015	Active	81	16	0	16	24.62%	56		0		None	N	P,S,T,M,VP SC	N/A		\$15,000.00
124767	Sichuan Runshan	04/30/2015	Active	34	6	0	6	21.43%	30		0			N	P,S,T,M,VP SC	N/A		
Exc Award (06/30/2024)																		
122102	Sichuan Runze	05/07/2014	Active	59	13	0	13	28.26%	47		0			N	P,S,T,M,VP SC	N/A		\$3,000.00
133747	Sichuan San Jiang	01/29/2018	Active	30	3	0	3	11.11%	28		0			N	P,S,T,M,VP SC	N/A	90+ Days	
124765	Sichuan Shan Cheng	05/08/2015	Active	44	7	10	-3	-6.38%	42	8	0			N	P,S,T,M,VP SC	N/A		
Exc Award (06/30/2024)																		
122242	Sichuan Shan Shui	05/16/2014	Active	38	8	0	8	26.67%	31		0			N	P,S,T,M,VP SC	N/A		
132109	Sichuan Shang Shan	06/30/2017	Active	38	6	0	6	18.75%	41		0			N	P,S,T,M,VP SC	N/A		
136070	Sichuan Shao Cheng	07/23/2018	Active	45	2	1	1	2.27%	37	2	0			N	P,S,T,M,VP SC	N/A		\$1,000.00
Exc Award (06/30/2024)																		
132123	Sichuan Shi Ai Chen Guang	06/30/2017	Active	31	3	0	3	10.71%	31		0			N	P,S,T,M,VP SC	N/A	90+ Days	
129691	Sichuan Shi Ai Shou Xiang	01/12/2017	Active	41	12	4	8	24.24%	31	1	0		None	N	P,S,T,M,VP SC	N/A	90+ Days	\$2,000.00
132975	Sichuan Shi Yuan Tian Xia	10/30/2017	Active	18	4	1	3	20.00%	21	2	0			N	P,S,T,M,VP SC	N/A		
122254	Sichuan Shiai Sunshine	05/19/2014	Active	55	7	1	6	12.24%	43	1	0			N	P,S,T,M,VP SC	N/A		\$1,000.00
Exc Award (06/30/2019)																		
123912	Sichuan Shiai Tianxia	01/05/2015	Active	32	2	0	2	6.67%	29		6			N	P,S,T,M,VP SC	N/A		
Exc Award (06/30/2022)																		
122248	Sichuan Shiai Xiangyang	05/16/2014	Active	27	4	0	4	17.39%	27		0			N	P,S,T,M,VP SC	N/A	90+ Days	
Exc Award (06/30/2016)																		



Club Health Assessment for District 390 through April 2025

			Membership							Reports					Finance		LCIF			
Club Number	Club Name	Charter Date		Current Member Count	YTD Members Added	YTD Members Dropped	YTD Net Growth	YTD Net Growth%	Member Count 12 Months Ago	Avg. length of service for dropped members	Months Since Last MMR ***	Yrs. Since Last Officer Report	President Rotation	Vice President Reported ****	Months Since Last Activity Report ***	Account Balance	Donations for current Fiscal Year			
			Number of times on status quo within last two years	If below 15 members appears					If net loss is greater than 20% appears			If no report in 3 months appears in	When more than one year appears in	Number of repeat terms	Notes the officers that do not have appears in an active red	If no report at 12 months red				
124419	Sichuan Shiai Xingguang	04/08/2015	Active	23	5	0	5	27.78%	28		5			N	P,S,T,M,VP SC	N/A				
122244	Sichuan Shiai Zhi Guang	05/16/2014	Active	43	3	0	3	7.50%	40		3		None	N	P,S,T,M,SC	N/A	\$3,000.00			
Exc Award (06/30/2016)																				
129135	Sichuan ShiXing Tian Xia	10/21/2016	Active	29	3	0	3	11.54%	26		0			N	P,S,T,M,VP SC	N/A				
129949	Sichuan Si Shu	05/26/2017	Active	36	5	0	5	16.13%	35		2		None	N	P,S,T,VP,SC	N/A	\$1,000.00			
122091	Sichuan Sino	05/06/2014	Active	44	3	0	3	7.32%	40		0			N	P,S,T,M,VP SC	N/A	\$2,000.00			
Exc Award (06/30/2022, 06/30/2024)																				
122071	Sichuan Smile	05/02/2014	Active	43	6	1	5	13.16%	34	0	0		None	N	P,S,T,M,VP SC	N/A				
121788	Sichuan Sunshine	04/04/2014	Active	107	13	3	10	10.31%	87	3	0			N	P,S,T,M,VP SC	N/A	90+ Days \$1,000.00			
122111	Sichuan Tian Fu	05/30/2014	Active	37	7	4	3	8.82%	33	4	0			N	P,S,T,M,VP SC	N/A				
Exc Award (06/30/2019, 06/30/2024)																				
132121	Sichuan Tong Chuang	06/30/2017	Active	34	4	0	4	13.33%	29		2			N	P,S,M,SC	N/A	\$3,000.00			
Exc Award (06/30/2024)																				
123913	Sichuan Tonghe	01/05/2015	Active	35	7	5	2	6.06%	35	6	0			N	T,M,VP,SC	N/A	\$2,000.00			
Exc Award (06/30/2024)																				
124198	Sichuan Tongxin Tongde	03/04/2015	Active	46	12	1	11	31.43%	32	2	0			N	P,S,T,M,VP SC	24+	\$1,000.00			
133236	Sichuan Xin Dong Li	11/30/2017	Active	29	2	0	2	7.41%	23		0		None	N	P,S,T,M,VP SC	N/A	\$1,000.00			
125727	Sichuan Xin Huo	08/28/2015	Active	72	15	7	8	12.50%	60	4	0		None	N	P,S,T,M,VP SC	N/A	\$3,000.00			
Exc Award (06/30/2019)																				
129690	Sichuan Xin Qi Dian	12/29/2016	Active	44	9	0	9	25.71%	32		0		None	N	P,S,T,M,VP SC	N/A	90+ Days \$1,000.00			
124199	Sichuan Xingkong	03/05/2015	Active	36	9	0	9	33.33%	34		0		None	N	P,S,T,M,VP SC	N/A				
125119	Sichuan Yu Shi	06/12/2015	Active	32	6	4	2	6.67%	32	4	0		None	N	P,S,T,M,VP SC	N/A	\$1,000.00			
Current Total Clubs Count	YTD New Clubs Count	YTD Cancelled Clubs Count	YTD Net Club Gain	Current Total Members Count	YTD Add	YTD Drop	YTD Net Growth	YTD Net Growth %	Member Count 12 Months Ago	Average Member Count Per Club	% of Clubs with less than 20 members	% No MMR in 3 Months	% No Officer Report in 12 Months	% of Clubs with balance 90+ days	Number of Clubs in Status Quo	% Status Quo Clubs in Financial Suspension	Number of Cancelled Clubs	Average Cancelled Club Age	Members Lost Due to Cancellation	% of Clubs Cancelled for Non-Financial Reasons
78	15	0	15	2,909	833	68	765	35.68%	2,129	37	1%	9%	0%	15%	0	0%	0	0	0	0%



Club Health Assessment for District 390 through April 2025

			Status	Membership							Reports					Finance	LCIF
Club Number	Club Name	Charter Date		Current Member Count	YTD Members Added	YTD Members Dropped	YTD Net Growth	YTD Net Growth%	Member Count 12 Months Ago	Avg. length of service for dropped members	Months Since Last MMR ***	Yrs. Since Last Officer Report	President Rotation	Vice President Reported ****	Months Since Last Activity Report ***	Account Balance	Donations for current Fiscal Year
			Number of times on status quo within last two years	If below 15 members appears				If net loss is greater than 20% appears			If no report in 3 months appears in	When more than one year appears in	Number of repeat terms	Notes the officers that do not have an active	If no report at 12 months appears in red		

* - P - Priority Club. Cancellation Reasons: 1-Objectives/conduct, 2-Non-active club, 5-Non-existing club, 6-Disbanding, 7-Merger, 8-Financial Suspension, 9-District/Multiple District Dues.
** - Abbreviation: P-President, S-Secretary, T-Treasurer, M-Member Chairperson, VP-First Vice President, MC-Communications Chairperson, SC-Service Chairperson
*** - Abbreviation: N/R - Never reported using the Lions Clubs website, N/A - Not applicable, No password registered for the Lions Clubs website.
**** - Abbreviation: N - New, IP - Immediate Past, R - Repeat.



Club Health Assessment for District 391 through April 2025

Club Number	Club Name	Charter Date	Status	Membership							Reports					Finance	LCIF
				Current Member Count	YTD Members Added	YTD Members Dropped	YTD Net Growth	YTD Net Growth%	Member Count 12 Months Ago	Avg. length of service for dropped members	Months Since Last MMR ***	Yrs. Since Last Officer Report	President Rotation	Vice President Reported ****	Months Since Last Activity Report ***	Account Balance	Donations for current Fiscal Year
			Number of times on status quo within last two years	If below 15 members appears				If net loss is greater than 20% appears			If no report in 3 months appears	When more than one year appears in	Number of repeat terms	Notes the officers that do not have appears in an active	If no report at 12 months red		
Clubs less than two years old																	
177959	Hainan Ao Zhan	09/12/2024	Active	24	25	1	24	100.00%	0	2	7			N	S,M,SC	N/A	90+ Days
157975	Hainan Boxueshiai	05/21/2024	Active	27	8	7	1	3.85%	0	1	0		2	N	P,T,M,VP,SC	N/A	
181716	Hainan HaiNing	04/23/2025	Newly Chartered	26	26	0	26	100.00%	0		0			N	M,SC	N/A	
179341	Hainan Runze	11/22/2024	Active	28	29	1	28	100.00%	0	0	0			N	S,M,SC	N/A	
181715	Hainan YongXing	04/25/2025	Newly Chartered	25	25	0	25	100.00%	0		0			N	M,SC	N/A	
181223	Hainan You Meng	03/19/2025	Newly Chartered	25	27	2	25	100.00%	0	1	0			N	P,VP	N/A	
Clubs more than two years old																	
127635	Hainan Ci Ai	06/20/2016	Active	1	1	0	1	100.00%	1		9	3	None		P,S,T,M,VP SC	N/A	
126193	Hainan Ci Fu	11/12/2015	Active	11	0	7	-7	-38.89%	22	3	4		2		P,S,T,M,VP SC	N/A	
	Exc Award (06/30/2016)																
127013	Hainan Da Ai	03/08/2016	Active	28	3	0	3	12.00%	29		0			N	P,T,M,VP,SC	N/A	
136186	Hainan De Ai	08/07/2018	Active	26	8	1	7	36.84%	20	1	0			N	P,S,M,VP,SC	N/A	
127622	Hainan Fu Ai Shou La Shou	06/10/2016	Active	8	0	0	0	0.00%	20		7	1	None		P,S,T,M,VP SC	N/A	90+ Days
129138	Hainan Gan En	10/13/2016	Active	18	15	0	15	500.00%	11		1				P,S,T,M,VP SC	N/A	90+ Days
126194	Hainan Guangming	11/12/2015	Active(1)	1	0	4	-4	-80.00%	20	1	4	2	None		P,S,T,M,VP SC	N/A	
126185	Hainan Hai De	11/12/2015	Active	2	2	0	2	100.00%	0		0	3	None		P,S,T,M,VP SC	N/A	
126202	Hainan He Ping	11/13/2015	Active	28	6	0	6	27.27%	16		1			N	P,S,T,M,SC	N/A	
126188	Hainan Hou De	11/13/2015	Active	20	4	1	3	17.65%	21	9	0			N	P,S,T,M,VP SC	N/A	
127615	Hainan Jiu Sheng	05/31/2016	Active	26	7	3	4	18.18%	26	2	0			N	S,M,VP,SC	N/A	
126189	Hainan Lao Qu	11/12/2015	Active	46	8	2	6	15.00%	40	1	0			N	P,S,T,M,VP SC	N/A	\$1,000.00
132907	Hainan Lede	10/17/2017	Active	22	9	0	9	69.23%	22		0			N	P,S,T,M,SC	N/A	
127636	Hainan Li Xing Tian Xia	05/19/2016	Active	23	12	0	12	109.09%	21		0			N	P,VP,SC	N/A	90+ Days
126203	Hainan Meihao	11/13/2015	Active	6	3	5	-2	-25.00%	21	1	1	1	None		P,S,T,M,VP SC	N/A	




Club Health Assessment for District 391 through April 2025

			Status	Membership							Reports					Finance		LCIF		
Club Number	Club Name	Charter Date		Current Member Count	YTD Members Added	YTD Members Dropped	YTD Net Growth	YTD Net Growth%	Member Count 12 Months Ago	Avg. length of service for dropped members	Months Since Last MMR ***	Yrs. Since Last Officer Report	President Rotation	Vice President Reported ****	Months Since Last Activity Report ***	Account Balance	Donations for current Fiscal Year			
			Number of times on status quo within last two years	If below 15 members appears	If net loss is greater than 20% appears						If no report in 3 months appears in	When more than one year appears in	Number of repeat terms	Notes the officers that do not have appears in an active red	If no report at 12 months red					
126192	Hainan Ming De	11/12/2015	Active(1)	1	0	1	-1	-50.00%	5	1	4	1	None	P,S,T,M,VP SC	N/A					
126183	Hainan Ming Wang Yi You	11/12/2015	Active	34	3	0	3	9.68%	32		0			N	P,S,T,M,VP SC	N/A	90+ Days			
127637	Hainan Qin Min	05/24/2016	Active	32	3	3	0	0.00%	34	4	0			N	P,S,M,VP,SC	N/A				
126204	Hainan Qiong Zhou	11/13/2015	Active	19	4	0	4	26.67%	30		0			N	P,S,T,M,VP SC	N/A				
127613	Hainan Ren De	05/23/2016	Active(1)	25	5	0	5	25.00%	22		0			N	P,S,T,M,VP SC	N/A	90+ Days			
126205	Hainan Sansha	11/13/2015	Active(1)	24	2	4	-2	-7.69%	33	2	0			N	P,S,T,VP,SC	N/A				
127624	Hainan Shang De	05/23/2016	Active(1)	1	2	3	-1	-50.00%	7	6	0	2	None		P,S,T,M,VP SC	N/A				
127620	Hainan Tong De	06/06/2016	Active	10	1	0	1	11.11%	13		9		2	N	P,S,T,M,VP SC	N/A	90+ Days			
126195	Hainan Tong Xin Tong De	11/13/2015	Active	12	4	4	0	0.00%	16	1	4		2	N	P,T,M,VP,SC	N/A				
131128	Hainan Wan Fu	05/31/2017	Cancelled(6*)	0	1	4	-3	-100.00%	6	3	4		None		P,S,T,M,VP SC	N/A				
127617	Hainan Wan Quan He	05/17/2016	Active	15	2	1	1	7.14%	27	2	6			N	P,S,T,M,VP SC	N/A				
136185	Hainan Wilaizhixing	08/07/2018	Cancelled(8*)	0	0	0	0	0.00%	26		10	3	None		P,S,T,M,VP SC	N/A	90+ Days			
130613	Hainan Xiang Ri Kui	04/11/2017	Active	31	0	3	-3	-8.82%	35	4	5			N	P,S,T,M,VP SC	N/A				
130630	Hainan Xiao Ping Guo	04/28/2017	Active	32	5	1	4	14.29%	26	1	0			N	P,S,T,M,VP SC	N/A	90+ Days			
130621	Hainan Yang Guang	04/11/2017	Active	31	5	1	4	14.81%	31	6	0			N	P,S,T,M,VP SC	N/A	90+ Days			
124202	Hainan Ye Cheng	02/17/2015	Active	19	5	5	0	0.00%	24	3	0		2	N	P,S,T,M,VP SC	N/A				
Exc Award (06/30/2016)																				
127616	Hainan Ye Feng	05/17/2016	Active(1)	25	8	5	3	13.64%	28	4	0			N	S,T,M,VP,SC	N/A				
132906	Hainan Ye Lin	10/17/2017	Active	25	5	2	3	13.64%	24	2	0				P,S,T,M,VP SC	N/A				
127014	Hainan Yuan Hui	03/08/2016	Active	17	4	2	2	13.33%	15	1	0			N	P,S,M,VP,SC	N/A	90+ Days			
126196	Hainan Zhi Shang	11/13/2015	Active	38	6	1	5	15.15%	46	1	0			N	P,S,T,M,VP SC	N/A	90+ Days			
Current Total Clubs Count	YTD New Clubs Count	YTD Cancelled Clubs Count	YTD Net Club Gain	Current Total Members Count	YTD Add	YTD Drop	YTD Net Growth	YTD Net Growth %	Member Count 12 Months Ago	Average Member Count Per Club	% of Clubs with less than 20 members	% No MMR in 3 Months	% No Officer Report in 12 Months	% of Clubs with balance 90+ days	Number of Clubs in Status Quo	% Status Quo Clubs in Financial Suspension	Number of Cancelled Clubs	Average Cancelled Club Age	Members Lost Due to Cancellation	% of Clubs Cancelled for Non-Financial Reasons
39	5	2	3	812	283	74	209	34.66%	770	21	38%	26%	18%	28%	0	0%	2	7	4	50%



Club Health Assessment for District 391 through April 2025

			Status	Membership							Reports					Finance	LCIF
Club Number	Club Name	Charter Date		Current Member Count	YTD Members Added	YTD Members Dropped	YTD Net Growth	YTD Net Growth%	Member Count 12 Months Ago	Avg. length of service for dropped members	Months Since Last MMR ***	Yrs. Since Last Officer Report	President Rotation	Vice President Reported ****	Months Since Last Activity Report ***	Account Balance	Donations for current Fiscal Year
			Number of times on status quo within last two years	If below 15 members appears				If net loss is greater than 20% appears			If no report in 3 months appears in	When more than one year appears in	Number of repeat terms	Notes the officers that do not have an active	If no report at 12 months appears in red		

* - P - Priority Club. Cancellation Reasons: 1-Objectives/conduct, 2-Non-active club, 5-Non-existing club, 6-Disbanding, 7-Merger, 8-Financial Suspension, 9-District/Multiple District Dues.
** - Abbreviation: P-President, S-Secretary, T-Treasurer, M-Member Chairperson, VP-First Vice President, MC-Communications Chairperson, SC-Service Chairperson
*** - Abbreviation: N/R - Never reported using the Lions Clubs website, N/A - Not applicable, No password registered for the Lions Clubs website.
**** - Abbreviation: N - New, IP - Immediate Past, R - Repeat.



Club Health Assessment for District 392 through April 2025

			Status	Membership							Reports					Finance		LCIF
Club Number	Club Name	Charter Date		Current Member Count	YTD Members Added	YTD Members Dropped	YTD Net Growth	YTD Net Growth%	Member Count 12 Months Ago	Avg. length of service for dropped members	Months Since Last MMR ***	Yrs. Since Last Officer Report	President Rotation	Vice President Reported ****	Months Since Last Activity Report ***	Account Balance	Donations for current Fiscal Year	
			Number of times on status quo within last two years	If below 15 members appears					If net loss is greater than 20% appears			If no report in 3 months appears in	When more than one year appears in	Number of repeat terms	Notes the officers that do not have appears in an active	If no report at 12 months red		
Clubs less than two years old																		
157992	Yunnan Cha Shi	06/22/2024	Active	29	3	0	3	11.54%	0		0		None	P,S,T,M,VP SC	N/A			
157993	Yunnan Cha Wang	06/22/2024	Active	27	5	1	4	17.39%	0	1	0		None	P,S,T,M,VP SC	N/A			
172095	Yunnan Mengzhidui	06/22/2024	Active	35	9	0	9	34.62%	0		0		None	P,S,T,M,VP SC	N/A			
181243	Yunnan Mi Jin	03/18/2025	Newly Chartered	23	23	0	23	100.00%	0		1			M,VP,SC	N/A			
181187	Yunnan Ming Shan	03/19/2025	Newly Chartered	26	26	0	26	100.00%	0		0			T,M,VP,SC	N/A			
171579	Yunnan Pu Yi	06/28/2024	Active	31	9	0	9	40.91%	0		1		None	P,S,T,M,VP SC	N/A	90+ Days		
171862	Yunnan San Duo Xue Shan	06/21/2024	Active	31	6	0	6	24.00%	0		0		None	P,S,T,M,VP SC	N/A			
171735	Yunnan Shengxian	06/21/2024	Active	32	6	0	6	23.08%	0		0		None	P,S,T,M,VP SC	N/A	90+ Days		
179599	Yunnan Wanbao	04/28/2025	Newly Chartered	20	20	0	20	100.00%	0		0			M,VP,SC	N/A			
171955	Yunnan Yongchang	06/21/2024	Active	26	2	1	1	4.00%	0	0	8		None	P,S,T,M,VP SC	N/A	90+ Days		
157996	Yunnan You Shan	06/21/2024	Active	35	8	1	7	25.00%	0	0	0		None	P,S,T,M,VP SC	N/A			
181268	Yunnan Yuan Yu Ai	03/19/2025	Newly Chartered	46	46	0	46	100.00%	0		0			M,VP,SC	N/A			
157997	Yunnan Yun Hai	06/21/2024	Active	32	9	3	6	23.08%	0	3	0		None	P,S,T,M,VP SC	N/A			
171951	Yunnan Zhi Shan	06/21/2024	Active	31	9	0	9	40.91%	0		0		None	P,S,T,M,VP SC	N/A			
Clubs more than two years old																		
126344	Yunnan Cai Shi	12/08/2015	Active	41	5	1	4	10.81%	38	2	0	6	None	P,S,T,M,VP SC	N/A			
126427	Yunnan Cai Yun	12/18/2015	Active	37	9	0	9	32.14%	31		0	9	None	P,S,T,M,VP SC	N/A			
126343	Yunnan Chun Cheng	12/09/2015	Active	35	25	3	22	169.23%	22	3	0	7	None	P,S,T,M,VP SC	N/A			
129181	Yunnan Ci Ai	10/24/2016	Active	51	16	7	9	21.43%	54	3	0	8	None	P,S,T,M,VP SC	N/A			
135042	Yunnan Ci Wang	06/05/2018	Active	30	4	1	3	11.11%	30	0	6	6	None	P,S,T,M,VP SC	N/A			
129781	Yunnan Dao He	01/11/2017	Active	45	11	0	11	32.35%	34		0	7	None	P,S,T,M,VP SC	N/A		\$1,000.00	
126345	Yunnan Dian Shi	12/16/2015	Active	31	6	0	6	24.00%	28		0	7	None	P,S,T,M,VP SC	N/A		\$1,000.00	



Club Health Assessment for District 392 through April 2025

			Status	Membership							Reports					Finance		LCIF
Club Number	Club Name	Charter Date		Current Member Count	YTD Members Added	YTD Members Dropped	YTD Net Growth	YTD Net Growth%	Member Count 12 Months Ago	Avg. length of service for dropped members	Months Since Last MMR ***	Yrs. Since Last Officer Report	President Rotation	Vice President Reported ****	Months Since Last Activity Report ***	Account Balance	Donations for current Fiscal Year	
			Number of times on status quo within last two years	If below 15 members appears				If net loss is greater than 20% appears			If no report in 3 months appears in	When more than one year appears in	Number of repeat terms	Notes the officers that do not have an active	If no report at 12 months appears in red			
132101	Yunnan Gan Lan Shu	06/30/2017	Active	41	19	4	15	57.69%	26	3	0	7	None	P,S,T,M,VP SC	N/A			
127676	Yunnan Guang Ming	05/31/2016	Active	0	0	17	-17	-100.00%	21	6	2	8	None	P,S,T,M,VP SC	N/A			
128597	Yunnan He Xie	08/18/2016	Active	76	19	0	19	33.33%	62		0	8	None	P,S,T,M,VP SC	N/A			
	Exc Award (06/30/2018)																	
135041	Yunnan Hong Shi	06/06/2018	Active	22	4	1	3	15.79%	23	2	6	6	None	P,S,T,M,VP SC	N/A			
129785	Yunnan Hong Zui Ou	01/10/2017	Active	33	3	5	-2	-5.71%	36	3	1	6	None	P,S,T,M,VP SC	N/A			
129539	Yunnan Jing Tai	12/09/2016	Active	28	6	0	6	27.27%	31		0	8	None	P,S,T,M,VP SC	N/A			
129542	Yunnan Kuai Le	11/30/2016	Active	101	44	0	44	77.19%	61		0	8	None	P,S,T,M,VP SC	N/A		\$1,000.00	
133018	Yunnan Long Zhi Dui	11/03/2017	Active	47	8	1	7	17.50%	45	5	0	7	None	P,S,T,M,VP SC	N/A			
126447	Yunnan Mei Shi	12/28/2015	Active	39	11	4	7	21.88%	36	7	1	9	None	P,S,T,M,VP SC	N/A			
129541	Yunnan Ming De	11/30/2016	Active	55	8	2	6	12.24%	48	1	1	6	None	P,S,T,M,VP SC	N/A			
128615	Yunnan Ping Fan	08/15/2016	Active	68	26	3	23	51.11%	51	9	0	8	None	P,S,T,M,VP SC	N/A			
124098	Yunnan Qi Cai	01/30/2015	Active	58	9	1	8	16.00%	53	0	0	6	None	P,S,T,M,VP SC	N/A			
126480	Yunnan Qi Hang	01/04/2016	Active	42	7	0	7	20.00%	38		0	8	None	P,S,T,M,VP SC	N/A			
129233	Yunnan Sheng Huo	11/10/2016	Active	2	0	0	0	0.00%	5		10	8	None	P,S,T,M,VP SC	N/A			
126418	Yunnan Shuai Shi	12/29/2015	Active	35	8	0	8	29.63%	32		0	9	None	P,S,T,M,VP SC	N/A			
133020	Yunnan Tai Yang	11/07/2017	Active	34	6	1	5	17.24%	33	8	0	7	None	P,S,T,M,VP SC	N/A			
133019	Yunnan Xing Fu	11/07/2017	Active	26	4	0	4	18.18%	29		0	7	None	P,S,T,M,VP SC	N/A			
130838	Yunnan Xing Guang	05/02/2017	Active	40	13	1	12	42.86%	33	2	0	7	None	P,S,T,M,VP SC	N/A			
126137	Yunnan Xiong Shi	12/04/2015	Active	29	6	1	5	20.83%	27	10	0	7	None	P,S,T,M,VP SC	N/A			
135036	Yunnan Yong Shi	06/05/2018	Active	30	12	3	9	42.86%	28	5	0	6	None	P,S,T,M,VP SC	N/A			
134211	Yunnan Yu Lin	03/30/2018	Active	33	5	2	3	10.00%	34	5	0	6	None	P,S,T,M,VP SC	N/A			
129696	Yunnan Yun Cha	12/29/2016	Active	29	6	8	-2	-6.45%	38	2	0	8	None	P,S,T,M,VP SC	N/A			
126139	Yunnan Yun Ling	11/06/2015	Active	8	0	7	-7	-46.67%	24	7	1	7	None	P,S,T,M,VP SC	N/A			
126151	Yunnan Yun Tian	12/08/2015	Active	45	8	0	8	21.62%	39		0	8	None	P,S,T,M,VP SC	N/A			



Club Health Assessment for District 392 through April 2025

			Status							Membership							Reports				Finance		LCIF
Club Number	Club Name	Charter Date								Current Member Count	YTD Members Added	YTD Members Dropped	YTD Net Growth	YTD Net Growth%	Member Count 12 Months Ago	Avg. length of service for dropped members	Months Since Last MMR ***	Yrs. Since Last Officer Report	President Rotation	Vice President Reported ****	Months Since Last Activity Report ***	Account Balance	Donations for current Fiscal Year
126143	Yunnan Yun Zhi Nan Exc Award (06/30/2018)	11/06/2015																					
						</																	

* - P - Priority Club. Cancellation Reasons: 1-Objectives/conduct, 2-Non-active club, 5-Non-existing club, 6-Disbanding, 7-Merger, 8-Financial Suspension, 9-District/Multiple District Dues.

** - Abbreviation: P-President, S-Secretary, T-Treasurer, M-Member Chairperson, VP-First Vice President, MC-Communications Chairperson, SC-Service Chairperson

*** - Abbreviation: N/R - Never reported using the Lions Clubs website, N/A - Not applicable, No password registered for the Lions Clubs website.

**** - Abbreviation: N - New, IP - Immediate Past, R - Repeat.



Club Health Assessment for District 303 through April 2025

			Status	Membership							Reports					Finance	LCIF				
Club Number	Club Name	Charter Date		Current Member Count	YTD Members Added	YTD Members Dropped	YTD Net Growth	YTD Net Growth%	Member Count 12 Months Ago	Avg. length of service for dropped members	Months Since Last MMR ***	Yrs. Since Last Officer Report	President Rotation	Vice President Reported ****	Months Since Last Activity Report ***	Account Balance	Donations for current Fiscal Year				
			Number of times on status quo within last two years	If below 15 members appears					If net loss is greater than 20% appears						If no report in 3 months appears in	When more than one year appears in	Number of repeat terms	Notes the officers that do not have an active red	If no report at 12 months red		
Clubs less than two years old																					
157314	Hong Kong Cambodia	03/29/2024	Active	25	0	0	0	0.00%	25		9		2		T,M,VP,SC	N/A	90+ Days				
181267	Hong Kong Cosmopolitan	03/13/2025	Newly Chartered	20	22	2	20	100.00%	0	0	0			N		N/R					
179421	Hong Kong Distance Runners	11/04/2024	Active	18	21	3	18	100.00%	0	1	0			N	S,SC	5					
157315	Hong Kong Dragon Hill	03/07/2024	Active	25	7	0	7	38.89%	28		0		3		M,VP,SC	1			\$500.00		
171532	Hong Kong Glenealy	05/29/2024	Active(1)	25	5	0	5	25.00%	0		0		2		M,VP,SC	2					
171954	Hong Kong Jade	06/05/2024	Active	20	0	0	0	0.00%	0		10		2		M,VP,SC	N/R					
156451	Hong Kong Kadoorie Hill	10/20/2023	Active	15	0	0	0	0.00%	24		7		2	R	M,SC	N/R					
Exc Award (06/30/2024)																					
179446	Hong Kong Kings Park	11/04/2024	Active	57	57	0	57	100.00%	0		1			N		N/R			\$1.00		
178312	Hong Kong Mount Gough	10/21/2024	Active	22	22	0	22	100.00%	0		2			N	M,SC	4		\$500.00			
154428	Hong Kong Mt Kellett	06/14/2023	Active	15	1	5	-4	-21.05%	19	1	6		3		S,M,VP,SC	N/R					
154790	Hong Kong Rosewood	06/16/2023	Active(1)	19	0	6	-6	-24.00%	29	1	4			N		4					
Exc Award (06/30/2024)																					
177304	Hong Kong Rosmead	10/08/2024	Active	20	25	5	20	100.00%	0	0	4			N	M,SC	N/R					
157999	Hong Kong Soho	05/31/2024	Active(1)	20	0	0	0	0.00%	0		4		2	N		N/R					
157523	Hong Kong Top Talents	05/31/2024	Active	6	2	23	-21	-77.78%	0	0	4		2		S,T,M,VP,SC	N/R					
156640	Hong Kong Wong Tai Sin	12/07/2023	Active	10	1	13	-12	-54.55%	22	1	1		2		S,M,VP,SC	N/R					
171953	Hong Kong Youths	06/07/2024	Active	22	3	1	2	10.00%	0	0	3		2	N		4		\$1,000.00			
156095	Kowloon Peak	10/18/2023	Active	17	2	5	-3	-15.00%	29	1	0			N	SC	0					
157124	Macao Guia	02/13/2024	Active	19	3	8	-5	-20.83%	24	1	0		2		VP	3					
Clubs more than two years old																					
48247	BAUHINIA	03/09/1988	Active	10	0	0	0	0.00%	11		10			R	SC	24+					
Exc Award (06/30/2018)																					
25534	BAYVIEW	05/31/1963	Active	23	4	0	4	21.05%	24		1				M,VP,SC	2					



Club Health Assessment for District 303 through April 2025

			Status	Membership							Reports					Finance		LCIF
Club Number	Club Name	Charter Date		Current Member Count	YTD Members Added	YTD Members Dropped	YTD Net Growth	YTD Net Growth%	Member Count 12 Months Ago	Avg. length of service for dropped members	Months Since Last MMR ***	Yrs. Since Last Officer Report	President Rotation	Vice President Reported ****	Months Since Last Activity Report ***	Account Balance	Donations for current Fiscal Year	
			Number of times on status quo within last two years	If below 15 members appears				If net loss is greater than 20% appears			If no report in 3 months appears in	When more than one year appears in	Number of repeat terms	Notes the officers that do not have appears in an active	If no report at 12 months red			
38502	BRAEMAR HILL L C Exc Award (06/30/2018)	05/19/1980	Active(1)	19	1	0	1	5.56%	19		4			N	M,SC	3		\$1,000.00
25535	CASTLE PEAK	01/06/1964	Active(1)	20	2	2	0	0.00%	20	15	3			N		13		
84305	CAUSEWAY BAY Exc Award (06/30/2018, 06/30/2022, 06/30/2024)	10/12/2004	Active	16	5	4	1	6.67%	14	0	6				M,VP,SC	0		\$100.00
63560	CENTER POINT H K S A R Exc Award (06/30/2018, 06/30/2024)	09/18/2000	Active	50	9	2	7	16.28%	45	11	0			N	M,SC	3		\$1,000.00
31596	CITY	01/23/1976	Active	22	0	0	0	0.00%	21		4			N		24+		
25536	HAPPY VALLEY Exc Award (06/30/2017)	03/22/1967	Active	26	2	0	2	8.33%	28		1				M,VP,SC	2		\$7,000.00
85922	HO MAN TIN	03/18/2005	Active	22	3	1	2	10.00%	19	7	8		None	N	P,M,SC	24+		
152729	Hong Kong Aberdeen	11/03/2022	Active(2)	14	1	1	0	0.00%	19	2	3			N	M,SC	N/R		
150628	Hong Kong Alba	04/28/2022	Active	19	5	1	4	26.67%	19	2	1		2		M,VP,SC	0		\$1,000.00
77901	HONG KONG ASIA	01/01/2004	Active(1)	16	2	1	1	6.67%	15	8	3				M,VP,SC	2		
139144	Hong Kong Belt and Road	06/30/2019	Active(1)	13	3	3	0	0.00%	17	1	0			N		0		\$1,000.00
128003	Hong Kong Centennial Passion	06/30/2016	Active(1)	17	0	3	-3	-15.00%	20	2	8		2		M,VP,SC	24+		
53497	HONG KONG CENTRAL Exc Award (06/30/2019, 06/30/2022, 06/30/2024)	07/01/1992	Active	24	2	1	1	4.35%	25	0	6			N	M,SC	24+		\$1,000.00
51050	HONG KONG CENTURION Exc Award (06/30/2016)	11/05/1990	Active(1)	12	0	1	-1	-7.69%	12	9	8		3		M,VP,SC	18		
152717	Hong Kong Chek Lap Kok	10/07/2022	Active(2)	9	0	0	0	0.00%	14		10			N	M,VP,SC	N/R		\$1,000.00
125826	Hong Kong Chinese Traditional Culture Exc Award (06/30/2018, 06/30/2024)	09/21/2015	Active	25	3	5	-2	-7.41%	30	1	6			N	M,SC	2		\$6,000.00
86141	HONG KONG CITIZENS Exc Award (06/30/2017, 06/30/2018, 06/30/2024)	04/08/2005	Active	30	4	1	3	11.11%	27	1	1			N		6		\$3,000.00
151819	Hong Kong Clear Water Bay	07/22/2022	Active	29	5	1	4	16.00%	30	2	1			N	M,SC	0		\$1,000.00
152825	Hong Kong Eagles Nest	10/12/2022	Active	20	4	0	4	25.00%	16		3			R		2		\$50.00



Club Health Assessment for District 303 through April 2025

Club Number	Club Name	Charter Date	Status	Membership							Reports					Finance	LCIF
				Current Member Count	YTD Members Added	YTD Members Dropped	YTD Net Growth	YTD Net Growth%	Member Count 12 Months Ago	Avg. length of service for dropped members	Months Since Last MMR ***	Yrs. Since Last Officer Report	President Rotation	Vice President Reported ****	Months Since Last Activity Report ***	Account Balance	Donations for current Fiscal Year
			Number of times on status quo within last two years	If below 15 members appears				If net loss is greater than 20% appears			If no report in 3 months appears	When more than one year appears in	Number of repeat terms	Notes the officers that do not have an active	If no report at 12 months appears in red		
34327	HONG KONG EAST	07/18/1977	Active	37	1	1	0	0.00%	37	1	0			N	SC	0	
123890	Hong Kong Elements	01/01/2015	Active	9	5	6	-1	-10.00%	24	2	4				VP	2	
153401	Hong Kong Elite Sports	01/18/2023	Active(2)	9	9	10	-1	-10.00%	18	2	2		2	R	M,SC	N/R	
146179	Hong Kong Elites	06/10/2021	Active(1)	11	1	1	0	0.00%	13	0	0		2	R	M,SC	15	
132938	Hong Kong Everest	10/25/2017	Active(1)	6	8	8	0	0.00%	9	6	2			N	SC	24+	
124047	Hong Kong Fairview	02/08/2015	Active(1)	7	8	9	-1	-12.50%	17	12	2		2	R	T,M,SC	24+	
123007	Hong Kong Fortress Hill	08/25/2014	Active	16	2	0	2	14.29%	14		3			R		0	
88453	HONG KONG GLOBAL	05/26/2005	Active(1)	8	9	9	0	0.00%	8	12	3		2		M,VP,SC	24+	
129987	Hong Kong Gold Coast	02/07/2017	Active(2)	11	0	2	-2	-15.38%	13	6	0			N	M,SC	24+	
134286	Hong Kong Greater Bay Area	04/06/2018	Active(2)	12	5	2	3	33.33%	12	2	3				M,VP,SC	N/R	
Exc Award (06/30/2023)																	
66933	HONG KONG HARBOUR VIEW	12/06/2002	Active(1)	25	3	4	-1	-3.85%	34	7	2			N	M,SC	0	\$1,000.00
57272	HONG KONG HOLLYWOOD	08/03/1995	Active(2)	6	0	4	-4	-40.00%	9	10	2		2		S,M,VP,SC	24+	
Exc Award (06/30/2018, 06/30/2022)																	
25537	HONG KONG HOST	07/18/1955	Active	20	1	0	1	5.26%	19		1			R	M,SC	0	\$1,000.00
Exc Award (06/30/2018)																	
130614	Hong Kong IFC	04/17/2017	Active(2)	23	23	23	0	0.00%	24	6	3		3		M,VP,SC	24+	
Exc Award (06/30/2018)																	
38202	HONG KONG ISLAND	03/26/1980	Active	23	0	1	-1	-4.17%	25	35	4			N	SC	1	\$1,000.00
147519	Hong Kong Jardines Lookout	07/13/2021	Active	19	3	12	-9	-32.14%	29	6	4				M,VP,SC	24+	\$1,100.00
Exc Award (06/30/2022, 06/30/2024)																	
138033	Hong Kong Joy	04/24/2019	Active	30	6	1	5	20.00%	28	1	2			N	SC	0	\$1,000.00
147520	Hong Kong Mai Po	07/13/2021	Active(1)	13	0	0	0	0.00%	20		4				M,VP,SC	11	
54829	HONG KONG MAINLAND	08/16/1993	Active	12	1	0	1	9.09%	12		8		3	N	M,SC	3	
Exc Award (06/30/2017, 06/30/2018)																	
57615	HONG KONG METROPOLITAN	12/05/1995	Active(2)	39	0	0	0	0.00%	39		1			N	M,SC	4	\$100.00
Exc Award (06/30/2024)																	



Club Health Assessment for District 303 through April 2025

			Status	Membership							Reports					Finance		LCIF
Club Number	Club Name	Charter Date		Current Member Count	YTD Members Added	YTD Members Dropped	YTD Net Growth	YTD Net Growth%	Member Count 12 Months Ago	Avg. length of service for dropped members	Months Since Last MMR ***	Yrs. Since Last Officer Report	President Rotation	Vice President Reported ****	Months Since Last Activity Report ***	Account Balance	Donations for current Fiscal Year	
			Number of times on status quo within last two years	If below 15 members appears				If net loss is greater than 20% appears			If no report in 3 months appears in	When more than one year appears in	Number of repeat terms	Notes the officers that do not have appears in an active	If no report at 12 months red			
62423	HONG KONG MILLENNIUM	10/18/1999	Active	19	0	0	0	0.00%	23		7			N	3		\$7,000.00	
128442	Hong Kong Morrison Hill	07/29/2016	Active(2)	22	3	0	3	15.79%	20		0			N	7		\$2,000.00	
	Exc Award (06/30/2020, 06/30/2021)																	
109169	HONG KONG NEW ERA	09/07/2010	Active(1)	30	2	0	2	7.14%	30		0			N	7		\$2,000.00	
	Exc Award (06/30/2017, 06/30/2018)																	
147539	Hong Kong New Kai Tak	08/24/2021	Active	22	4	1	3	15.79%	22	1	1			N	1		\$1,000.00	
	Exc Award (06/30/2024)																	
99510	HONG KONG NEW TERRITORIES EAST	06/28/2007	Active	31	6	0	6	24.00%	32		2			N	M,SC	24+	\$1,000.00	
125576	Hong Kong New Territories West	08/27/2015	Active(2)	11	3	0	3	37.50%	6		8			N	5			
41755	HONG KONG NORTH	07/06/1982	Active	27	2	1	1	3.85%	26	29	3			N	M,SC	2		
150045	Hong Kong Northern Metropolis	03/02/2022	Active(1)	10	2	0	2	25.00%	14		1			N	M,SC	N/R		
149780	Hong Kong Olympic	02/17/2022	Active(2)	12	3	3	0	0.00%	30	1	6			N	VP,SC	6		
50094	HONG KONG PACIFIC	01/16/1990	Active	15	1	1	0	0.00%	15	37	1			N	0		\$1,000.00	
	Exc Award (06/30/2017, 06/30/2018, 06/30/20)																	
132227	Hong Kong Peace	07/12/2017	Active(2)	53	19	1	18	51.43%	47	1	4			N	M,SC	0	\$3,000.00	
	Exc Award (06/30/2018, 06/30/2019)																	
53091	HONG KONG PEARL ISLAND	05/13/1992	Active	16	2	0	2	14.29%	13		8			N	SC	6		
	Exc Award (06/30/2018)																	
68923	HONG KONG PEARL OF THE ORIENT	06/11/2003	Active(2)	14	0	2	-2	-12.50%	16	9	2				M,VP,SC	24+		
25540	HONG KONG PENINSULA	10/17/1959	Active	29	4	2	2	7.41%	27	0	3		2		T,M,VP,SC	24+	\$2,000.00	
48057	HONG KONG PHOENIX	01/15/1988	Active	12	0	3	-3	-20.00%	15	4	2		2		M,VP,SC	12		
106311	HONG KONG PRINCE EDWARD	08/18/2009	Active	18	2	0	2	12.50%	18		3				M,VP,SC	24+		
147622	Hong Kong Prominent	07/16/2021	Active	11	0	0	0	0.00%	11		0		2	R	M,SC	N/R	\$3,000.00	
36342	HONG KONG QUEENSWAY	12/11/1978	Active	12	2	0	2	20.00%	15		2				S,M,VP,SC	24+		
	Exc Award (06/30/2022)																	
53122	HONG KONG RED HILL	05/18/1992	Active	15	2	1	1	7.14%	15	0	2			N	SC	1	\$1,000.00	



Club Health Assessment for District 303 through April 2025

			Status	Membership							Reports					Finance		LCIF
Club Number	Club Name	Charter Date		Current Member Count	YTD Members Added	YTD Members Dropped	YTD Net Growth	YTD Net Growth%	Member Count 12 Months Ago	Avg. length of service for dropped members	Months Since Last MMR ***	Yrs. Since Last Officer Report	President Rotation	Vice President Reported ****	Months Since Last Activity Report ***	Account Balance	Donations for current Fiscal Year	
			Number of times on status quo within last two years	If below 15 members appears				If net loss is greater than 20% appears			If no report in 3 months appears in	When more than one year appears in	Number of repeat terms	Notes the officers that do not have appears in an active	If no report at 12 months red			
Exc Award (06/30/2017, 06/30/2018)																		
129276	Hong Kong Sai Kung	11/07/2016	Active	20	5	0	5	33.33%	15		1		4	N	S,T,M,SC	4		
147690	Hong Kong Science Park	08/11/2021	Active(1)	19	2	0	2	11.76%	19		3			R	M	3		
Exc Award (06/30/2022, 06/30/2023, 06/30/2024)																		
105117	HONG KONG SHOUSON HILL	03/28/2009	Active	40	4	2	2	5.26%	41	6	0				M,VP,SC	2	\$8,000.00	
Exc Award (06/30/2016, 06/30/2017, 06/30/2022)																		
141615	HONG KONG SIGNATURE	06/10/2020	Active	26	6	0	6	30.00%	31		0			N	M	6	\$1,000.00	
52099	HONG KONG SILVERSTRAND	10/18/1991	Active	33	2	2	0	0.00%	33	10	4			N	SC	0	\$1,000.00	
Exc Award (06/30/2017)																		
33464	HONG KONG SOUTH	03/09/1977	Active	29	3	2	1	3.57%	28	6	0			N	SC	1	\$15,000.00	
Exc Award (06/30/2016, 06/30/2017, 06/30/2022)																		
132883	Hong Kong Stars	11/03/2017	Active(1)	13	0	0	0	0.00%	13		10			N		24+		
Exc Award (06/30/2018, 06/30/2024)																		
105346	HONG KONG SUN	04/24/2009	Active	9	2	0	2	28.57%	10		3			N	M,SC	2	\$1,000.00	
Exc Award (06/30/2018, 06/30/2022)																		
30386	HONG KONG THE PEAK	03/11/1975	Active	17	2	8	-6	-26.09%	23	8	0		None	N	P,M,SC	24+		
131095	Hong Kong Tseung Kwan O	05/31/2017	Active(1)	14	3	1	2	16.67%	18	5	3			N	M,SC	2		
115239	HONG KONG TSUEN WAN	10/10/2011	Active(1)	24	6	1	5	26.32%	22	0	0				S,T,M,VP,SC	0	\$1,000.00	
152665	Hong Kong Tung Chung	09/27/2022	Active(1)	12	10	10	0	0.00%	24	2	0			N	SC	N/R		
150283	Hong Kong Universal Fraternity	03/30/2022	Active	20	3	0	3	17.65%	21		3				M,VP,SC	N/R		
37447	HONG KONG WEST	07/02/1979	Active	26	1	0	1	4.00%	28		1				M,VP,SC	5		
Exc Award (06/30/2018)																		
125276	Hong Kong Yau Tsim Mong	07/23/2015	Active(1)	10	7	0	7	233.33%	15		1			N	M,SC	4		
Exc Award (06/30/2022)																		
116529	HONG KONG YAU YAT CHUEN	04/25/2012	Active	46	2	3	-1	-2.13%	52	9	1			N		0		
135917	Huaxia Hong Kong	07/12/2018	Active	39	4	0	4	11.43%	35		3			N	S,M,VP,SC	N/R		
142858	Kau To Shan	09/09/2020	Active	21	3	6	-3	-12.50%	25	3	0			N	SC	2	\$4,050.00	



Club Health Assessment for District 303 through April 2025

			Status	Membership							Reports					Finance	LCIF
Club Number	Club Name	Charter Date		Current Member Count	YTD Members Added	YTD Members Dropped	YTD Net Growth	YTD Net Growth%	Member Count 12 Months Ago	Avg. length of service for dropped members	Months Since Last MMR ***	Yrs. Since Last Officer Report	President Rotation	Vice President Reported ****	Months Since Last Activity Report ***	Account Balance	Donations for current Fiscal Year
			Number of times on status quo within last two years	If below 15 members appears				If net loss is greater than 20% appears			If no report in 3 months appears in	When more than one year appears in	Number of repeat terms	Notes the officers that do not have an active	If no report at 12 months appears in red		
Exc Award (06/30/2022)																	
25538	KOWLOON	06/19/1959	Active	10	0	0	0	0.00%	13		10		2	R	M,VP,SC	24+	\$3,000.00
124994	Kowloon Bay Hong Kong	05/28/2015	Active	20	1	2	-1	-4.76%	23	3	4			N	SC	0	\$2,000.00
36511	KOWLOON BEACON HILL	01/31/1979	Active(1)	24	0	0	0	0.00%	44		10			N	M,SC	24+	\$1,000.00
128897	Kowloon City	09/14/2016	Active(2)	17	0	0	0	0.00%	17		8				S,M,VP,SC	17	
Exc Award (06/30/2019)																	
61033	KOWLOON DIAMOND	07/01/1998	Active	20	2	0	2	11.11%	22		5			R		2	
Exc Award (06/30/2018)																	
31174	KOWLOON EAST	09/08/1975	Active	25	1	0	1	4.17%	24		4			N	M,SC	24+	\$2,010.00
31598	KOWLOON SOUTH KOWLOON	01/23/1976	Active	48	3	1	2	4.35%	46	4	3			N	T,M,SC	24+	\$1,000.00
31770	KOWLOON TONG	02/19/1976	Active	15	0	3	-3	-16.67%	19	1	6			N	M,SC	24+	
51932	KOWLOON TSIM SHA TSUI EAST	07/08/1991	Active	15	0	0	0	0.00%	15		2		2		M,VP,SC	24+	
32139	KOWLOON WEST KOWLOON	04/27/1976	Active	27	3	1	2	8.00%	29	3	0				M,VP,SC	17	
Exc Award (06/30/2022)																	
54342	KWAI TSING	04/14/1993	Active(1)	15	0	0	0	0.00%	15		8				M,VP,SC	24+	
25539	KWUN TONG	08/08/1969	Active	20	0	0	0	0.00%	21		8				M,VP,SC	24+	
31597	LION ROCK	01/05/1976	Active	15	4	2	2	15.38%	18	12	3			N	M,SC	24+	\$2,750.00
Exc Award (06/30/2016, 06/30/2017, 06/30/20)																	
25544	MACAU	11/01/1971	Active	27	4	4	0	0.00%	27	21	0				M,VP,SC	1	\$2,000.00
Exc Award (06/30/2020)																	
52048	MACAU CENTRAL	10/02/1991	Active	18	1	1	0	0.00%	18	33	1			N	M,SC	1	
84702	MID LEVELS HONG KONG	02/28/2005	Active(2)	18	0	1	-1	-5.26%	17	2	6			N		1	
40041	MT CAMERON L C	06/11/1981	Active	19	1	1	0	0.00%	19	43	4				T,M,VP,SC	24+	
Exc Award (06/30/2018)																	
128173	Mt Davis Centennial	06/30/2016	Active(1)	7	1	1	0	0.00%	7	0	6			N	M,SC	24+	
Exc Award (06/30/2019)																	
34053	NEW TERRITORIES L C	06/15/1977	Active	42	12	2	10	31.25%	32	42	4				M,VP,SC	2	\$1,000.00




Club Health Assessment for District 303 through April 2025

			Membership								Reports					Finance		LCIF		
Club Number	Club Name	Charter Date		Current Member Count	YTD Members Added	YTD Members Dropped	YTD Net Growth	YTD Net Growth%	Member Count 12 Months Ago	Avg. length of service for dropped members	Months Since Last MMR ***	Yrs. Since Last Officer Report	President Rotation	Vice President Reported ****	Months Since Last Activity Report ***	Account Balance	Donations for current Fiscal Year			
			Number of times on status quo within last two years	If below 15 members appears			If net loss is greater than 20% appears			If no report in 3 months appears in			When more than one year appears in	Number of repeat terms	Notes the officers that do not have an active	If no report at 12 months appears in red				
Exc Award (06/30/2017)																				
25541	NORTH KOWLOON	08/10/1966	Active(1)	16	0	4	-4	-20.00%	25	10	6			N	M,SC	7		\$1,000.00		
53307	REPULSE BAY HONG KONG	06/04/1992	Active	29	0	0	0	0.00%	31		8			N	M,SC	4		\$2,000.00		
107743	SHAM SHUI PO HONG KONG	03/05/2010	Active	28	2	1	1	3.70%	29	14	1		2	R	M,VP,SC	1				
Exc Award (06/30/2018)																				
39917	SHATIN	05/27/1981	Active	29	4	0	4	16.00%	25		0			N		1		\$13,700.00		
Exc Award (06/30/2021)																				
123050	South	08/29/2014	Active(1)	10	2	5	-3	-23.08%	17	3	1			N	M,SC	24+				
25542	TAI PING SHAN	05/04/1965	Active	31	3	3	0	0.00%	34	31	0				M,VP,SC	8		\$3,000.00		
127093	Tai Po	03/21/2016	Active(1)	16	0	0	0	0.00%	16		8			N		9				
30119	TSIM SHA TSUI	01/06/1975	Active	36	3	2	1	2.86%	36	28	4			N	M,SC	2		\$1,000.00		
Exc Award (06/30/2018, 06/30/2020, 06/30/2021)																				
61395	TSING YI-MA WAN TSING MA	12/31/1998	Active	37	3	0	3	8.82%	34		3				M,VP,SC	1		\$2,000.00		
Exc Award (06/30/2018)																				
49829	TUEN MUN	08/25/1989	Active	38	3	2	1	2.70%	41	7	1		2	R	SC	1				
Exc Award (06/30/2016, 06/30/2019, 06/30/2021)																				
25543	VICTORIA	10/29/1961	Active	19	0	0	0	0.00%	19		10			R	S,M,SC	24+				
82352	WAN CHAI HONG KONG	06/28/2004	Active	20	8	4	4	25.00%	16	0	6			N		4		\$1,000.00		
Exc Award (06/30/2018)																				
45194	YUEN LONG	06/06/1985	Active(2)	11	3	8	-5	-31.25%	16	11	0			N		0				
Current Total Clubs Count	YTD New Clubs Count	YTD Cancelled Clubs Count	YTD Net Club Gain	Current Total Members Count	YTD Add	YTD Drop	YTD Net Growth	YTD Net Growth %	Member Count 12 Months Ago	Average Member Count Per Club	% of Clubs with less than 20 members	% No MMR in 3 Months	% No Officer Report in 12 Months	% of Clubs with balance 90+ days	Number of Clubs in Status Quo	% Status Quo Clubs in Financial Suspension	Number of Cancelled Clubs	Average Cancelled Club Age	Members Lost Due to Cancellation	% of Clubs Cancelled for Non-Financial Reasons
128	5	0	5	2,666	497	289	208	8.46%	2,662	21	51%	54%	0%	1%	0	0%	0	0	0	0%



Club Health Assessment for District 303 through April 2025

			Status	Membership							Reports				Finance	LCIF	
Club Number	Club Name	Charter Date		Current Member Count	YTD Members Added	YTD Members Dropped	YTD Net Growth	YTD Net Growth%	Member Count 12 Months Ago	Avg. length of service for dropped members	Months Since Last MMR ***	Yrs. Since Last Officer Report	President Rotation	Vice President Reported ****	Months Since Last Activity Report ***	Account Balance	Donations for current Fiscal Year
			Number of times on status quo within last two years	If below 15 members appears				If net loss is greater than 20% appears			If no report in 3 months appears in	When more than one year appears in	Number of repeat terms	Notes the officers that do not have an active	If no report at 12 months appears in red		